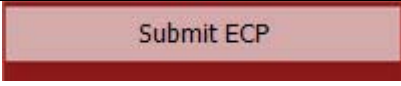





Instructions for Submitting an NSTX U Engineering Change Proposal (ECP)

<p>1. From the CAM Notebook Page SELECT "SELECT ECP" →</p>	
<p>2. SELECT "NSTXU_ECPs" →</p>	
<p>3. SELECT "Guest", Then SELECT "Login" →</p>	<p>Open database "NSTXU_ECPs" with:</p> <ul style="list-style-type: none"> <input type="radio"/> Guest Account <input checked="" type="radio"/> Account Name and Password <p>Account Name: <input type="text"/></p> <p>Password: <input type="password"/></p> <p><input type="button" value="Login"/> <input type="button" value="Cancel"/></p>
<p>4. SELECT "Fill-Out New ECP" →</p>	
<p>5. FILL OUT Part I of form. When complete, SELECT "SUBMIT ECP" →</p>	 <p>Do not fill in information below this</p> <hr/>
<p>6. SELECT "Log Out" from top right hand corner. →</p>	