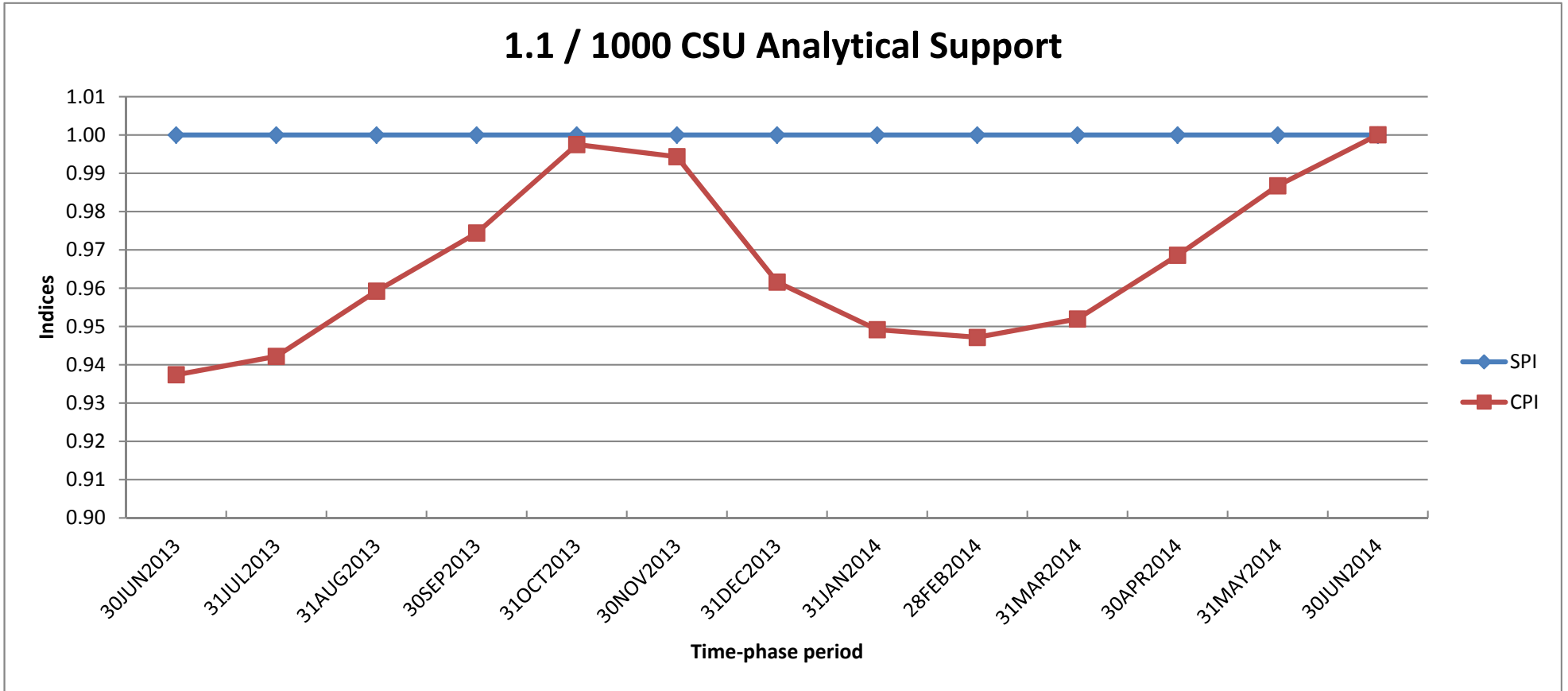


**Control Account**

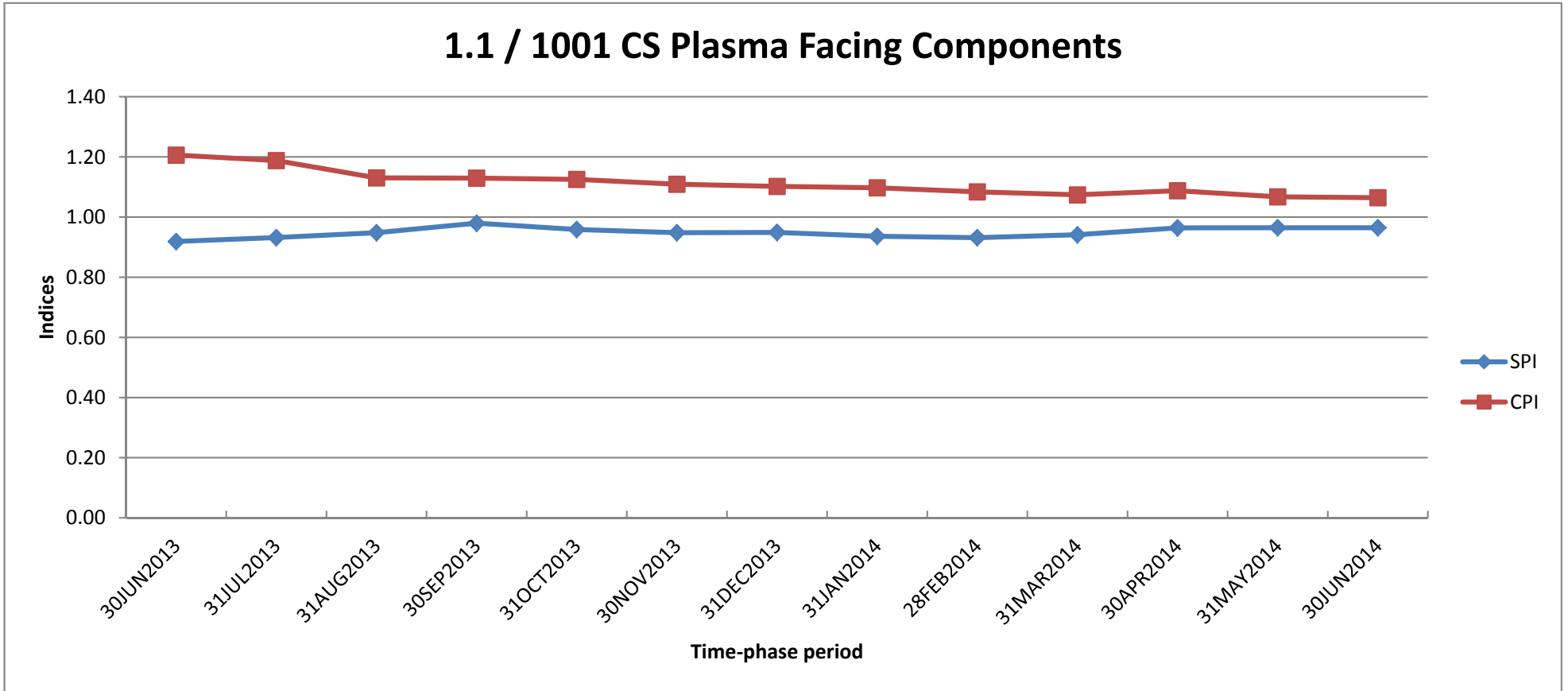
**1.1 / 1000 CSU Analytical Support**



	30JUN2013	31JUL2013	31AUG2013	30SEP2013	31OCT2013	30NOV2013	31DEC2013	31JAN2014	28FEB2014	31MAR2014	30APR2014	31MAY2014	30JUN2014
SPI	1.00	1.00	1.00	1.00	1.00	1.00	1.00	1.00	1.00	1.00	1.00	1.00	1.00
CPI	0.94	0.94	0.96	0.97	1.00	0.99	0.96	0.95	0.95	0.95	0.97	0.99	1.00

**Control Account**

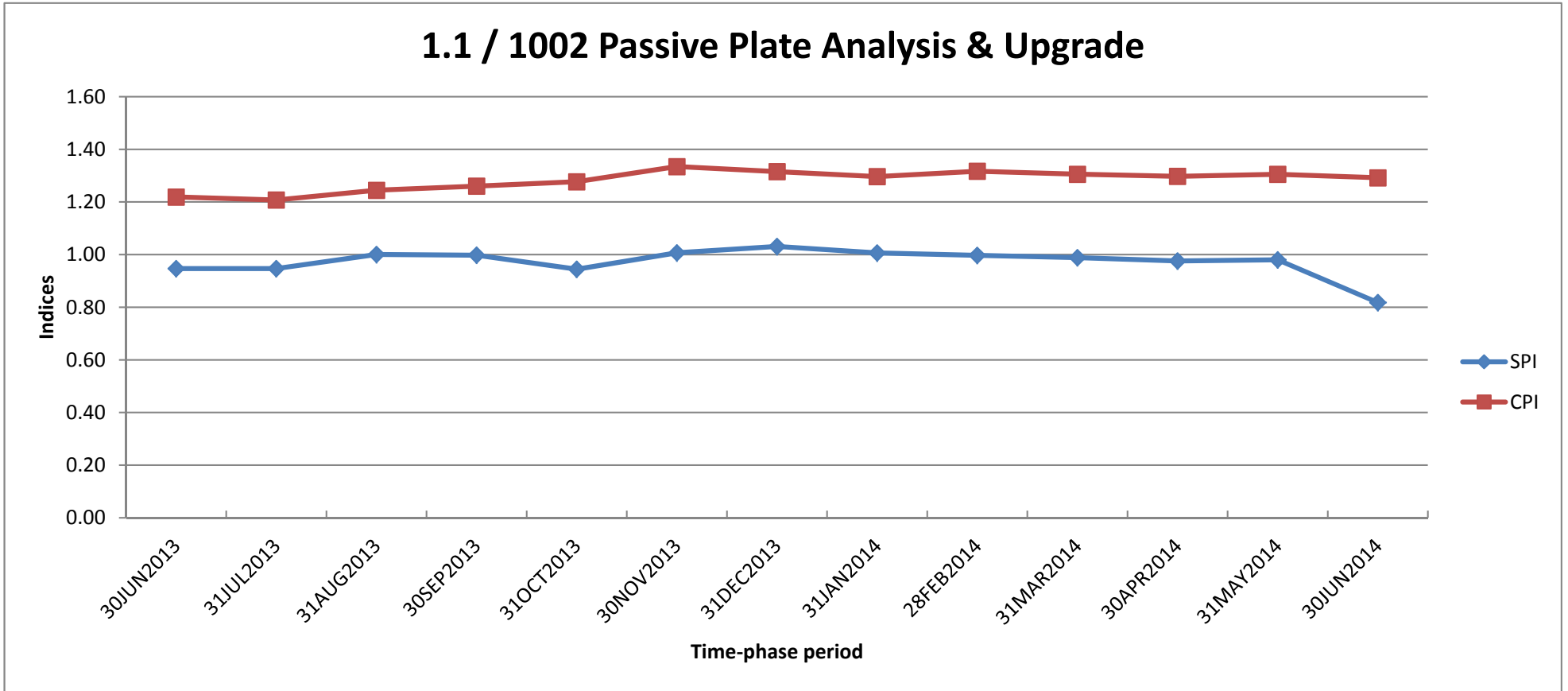
**1.1 / 1001 CS Plasma Facing Components**



	30JUN2013	31JUL2013	31AUG2013	30SEP2013	31OCT2013	30NOV2013	31DEC2013	31JAN2014	28FEB2014	31MAR2014	30APR2014	31MAY2014	30JUN2014
SPI	0.92	0.93	0.95	0.98	0.96	0.95	0.95	0.94	0.93	0.94	0.96	0.96	0.96
CPI	1.21	1.19	1.13	1.13	1.13	1.11	1.10	1.10	1.08	1.07	1.09	1.07	1.06

**Control Account**

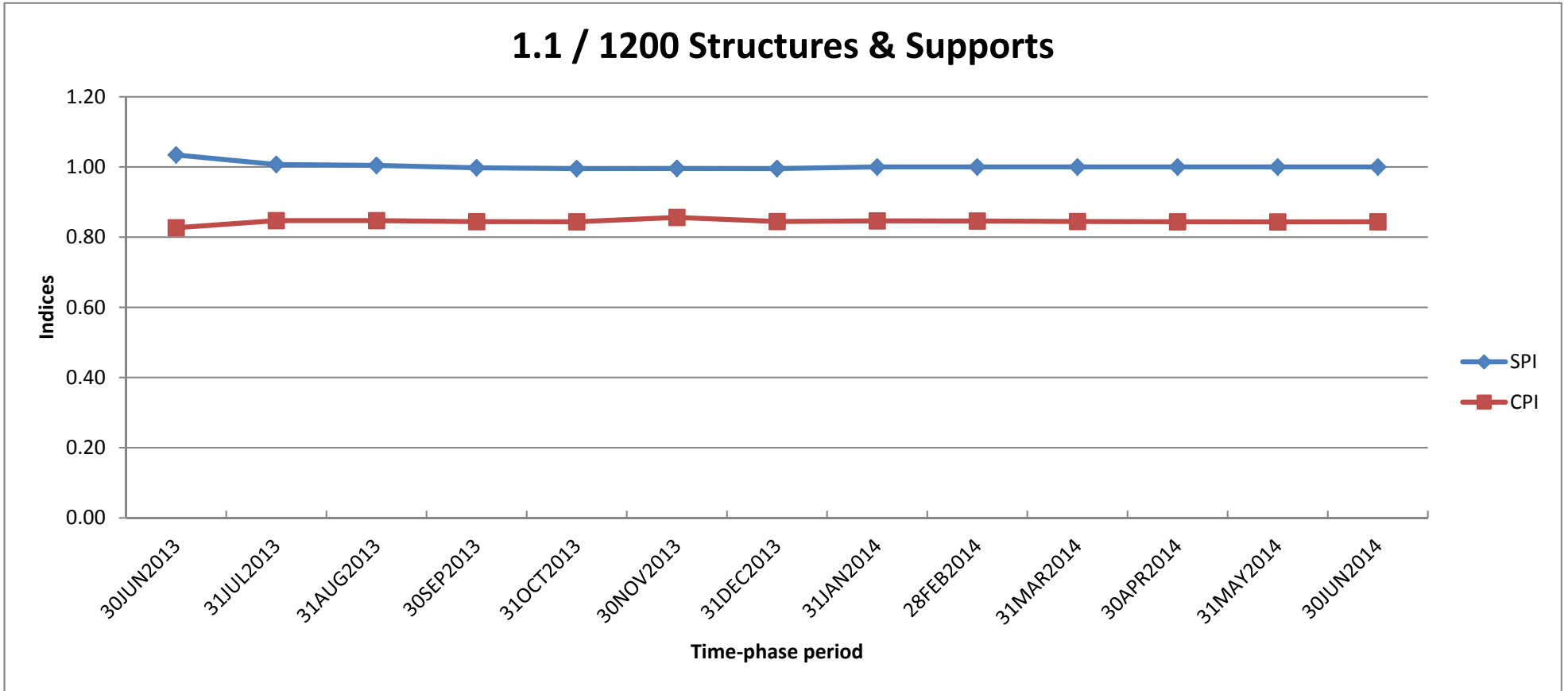
**1.1 / 1002 Passive Plate Analysis & Upgrade**



	30JUN2013	31JUL2013	31AUG2013	30SEP2013	31OCT2013	30NOV2013	31DEC2013	31JAN2014	28FEB2014	31MAR2014	30APR2014	31MAY2014	30JUN2014
SPI	0.95	0.95	1.00	1.00	0.94	1.01	1.03	1.01	1.00	0.99	0.98	0.98	0.82
CPI	1.22	1.21	1.24	1.26	1.28	1.33	1.32	1.30	1.32	1.31	1.30	1.31	1.29

**Control Account**

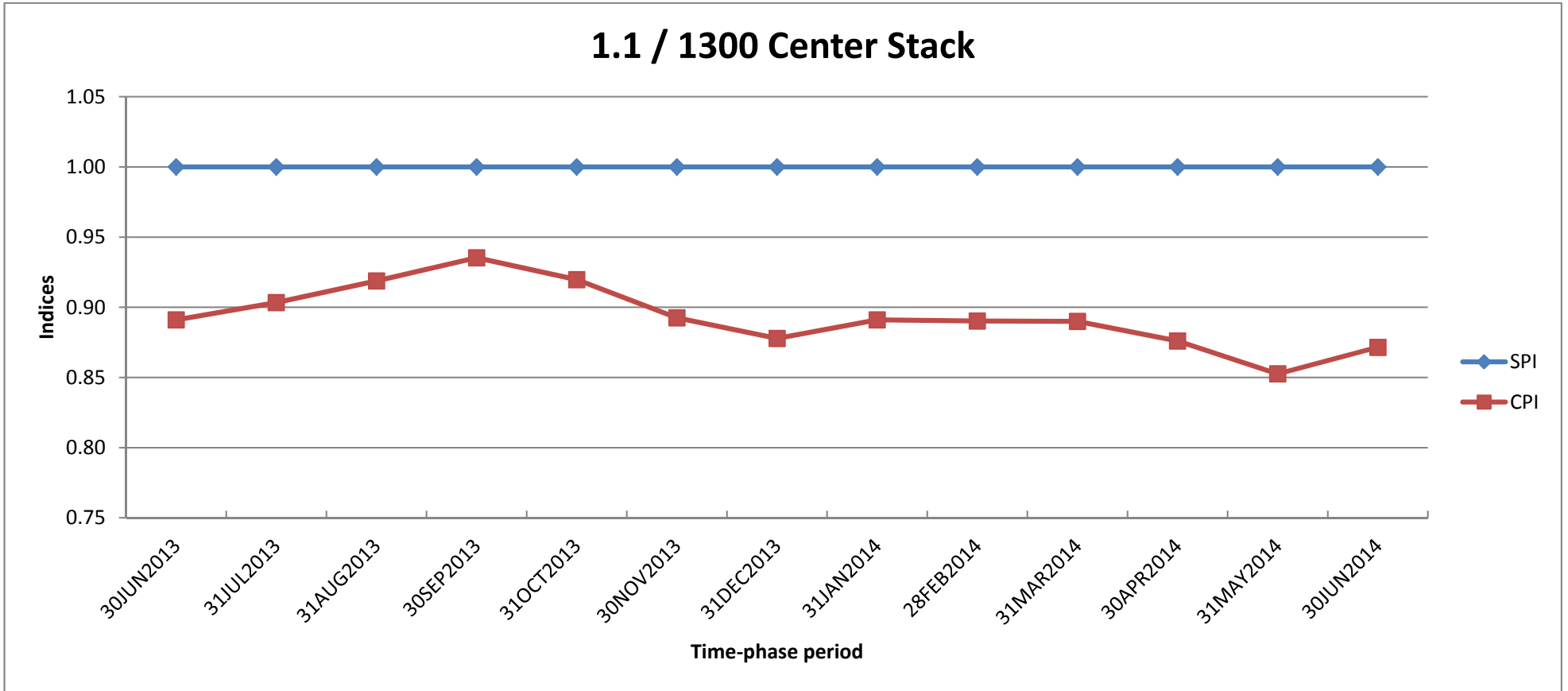
**1.1 / 1200 Structures & Supports**



	30JUN2013	31JUL2013	31AUG2013	30SEP2013	31OCT2013	30NOV2013	31DEC2013	31JAN2014	28FEB2014	31MAR2014	30APR2014	31MAY2014	30JUN2014
SPI	1.03	1.01	1.00	1.00	1.00	1.00	1.00	1.00	1.00	1.00	1.00	1.00	1.00
CPI	0.83	0.85	0.85	0.84	0.84	0.86	0.84	0.85	0.85	0.84	0.84	0.84	0.84

**Control Account**

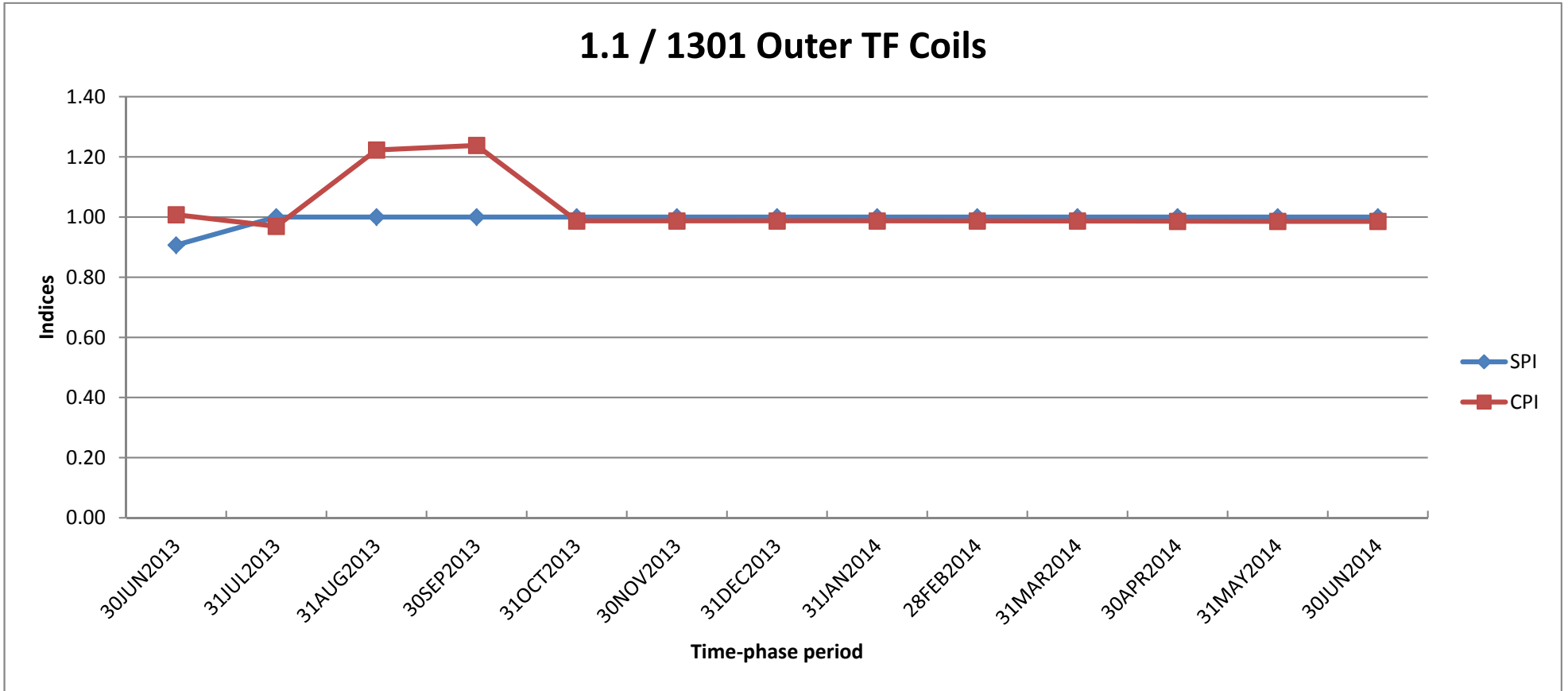
**1.1 / 1300 Center Stack**



	30JUN2013	31JUL2013	31AUG2013	30SEP2013	31OCT2013	30NOV2013	31DEC2013	31JAN2014	28FEB2014	31MAR2014	30APR2014	31MAY2014	30JUN2014
SPI	1.00	1.00	1.00	1.00	1.00	1.00	1.00	1.00	1.00	1.00	1.00	1.00	1.00
CPI	0.89	0.90	0.92	0.94	0.92	0.89	0.88	0.89	0.89	0.89	0.85	0.88	0.87

**Control Account**

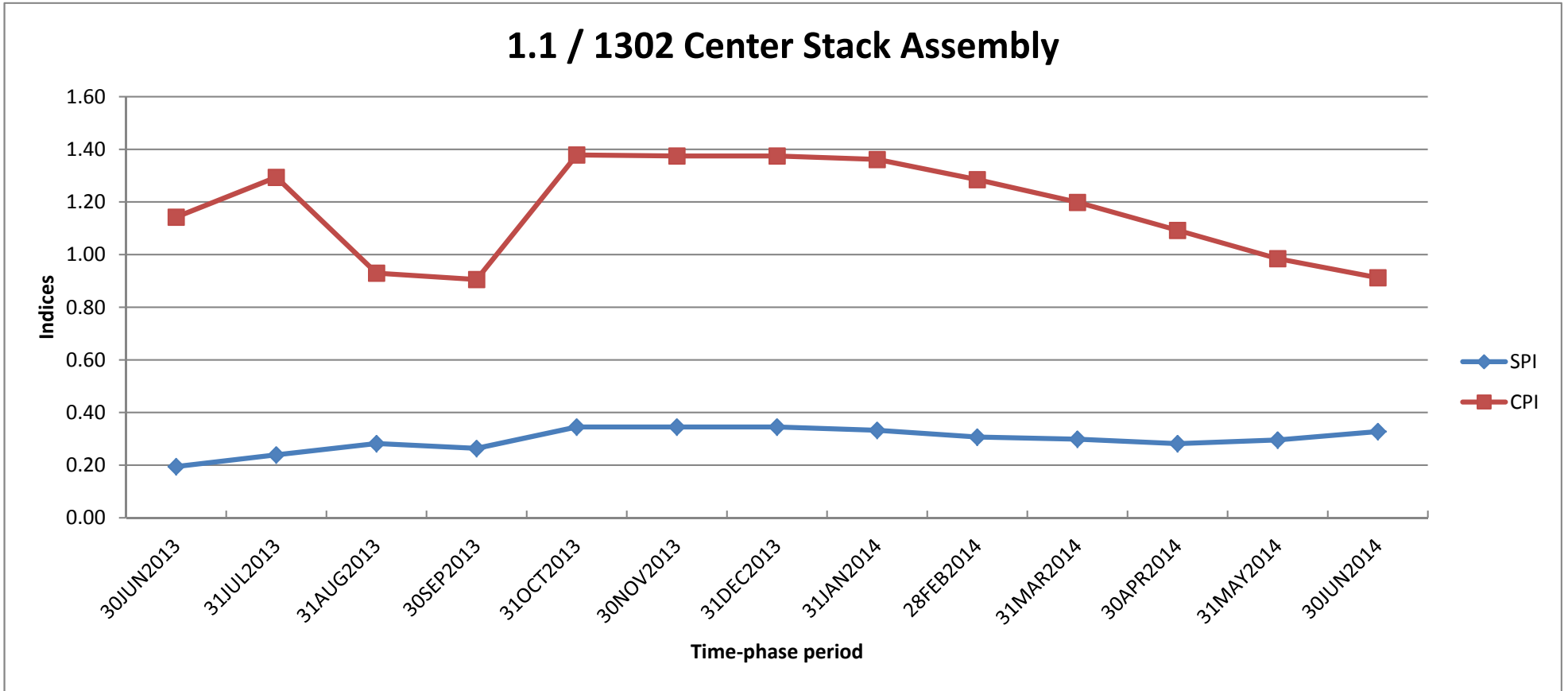
**1.1 / 1301 Outer TF Coils**



	30JUN2013	31JUL2013	31AUG2013	30SEP2013	31OCT2013	30NOV2013	31DEC2013	31JAN2014	28FEB2014	31MAR2014	30APR2014	31MAY2014	30JUN2014
SPI	0.91	1.00	1.00	1.00	1.00	1.00	1.00	1.00	1.00	1.00	1.00	1.00	1.00
CPI	1.01	0.97	1.22	1.24	0.99	0.99	0.99	0.99	0.99	0.99	0.99	0.99	0.99

**Control Account**

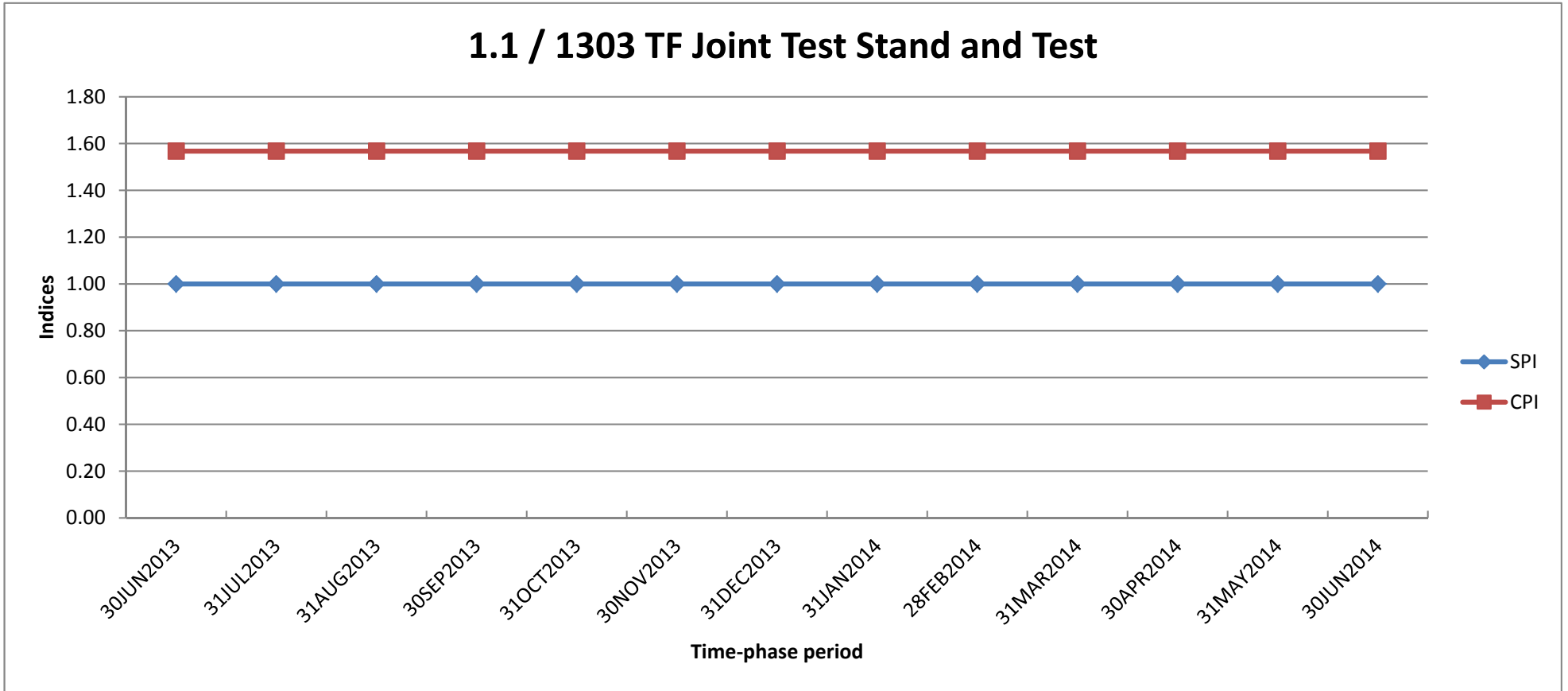
**1.1 / 1302 Center Stack Assembly**



	30JUN2013	31JUL2013	31AUG2013	30SEP2013	31OCT2013	30NOV2013	31DEC2013	31JAN2014	28FEB2014	31MAR2014	30APR2014	31MAY2014	30JUN2014
SPI	0.19	0.24	0.28	0.26	0.35	0.35	0.35	0.33	0.31	0.30	0.28	0.30	0.33
CPI	1.14	1.29	0.93	0.91	1.38	1.37	1.37	1.36	1.28	1.20	1.09	0.98	0.91

**Control Account**

**1.1 / 1303 TF Joint Test Stand and Test**

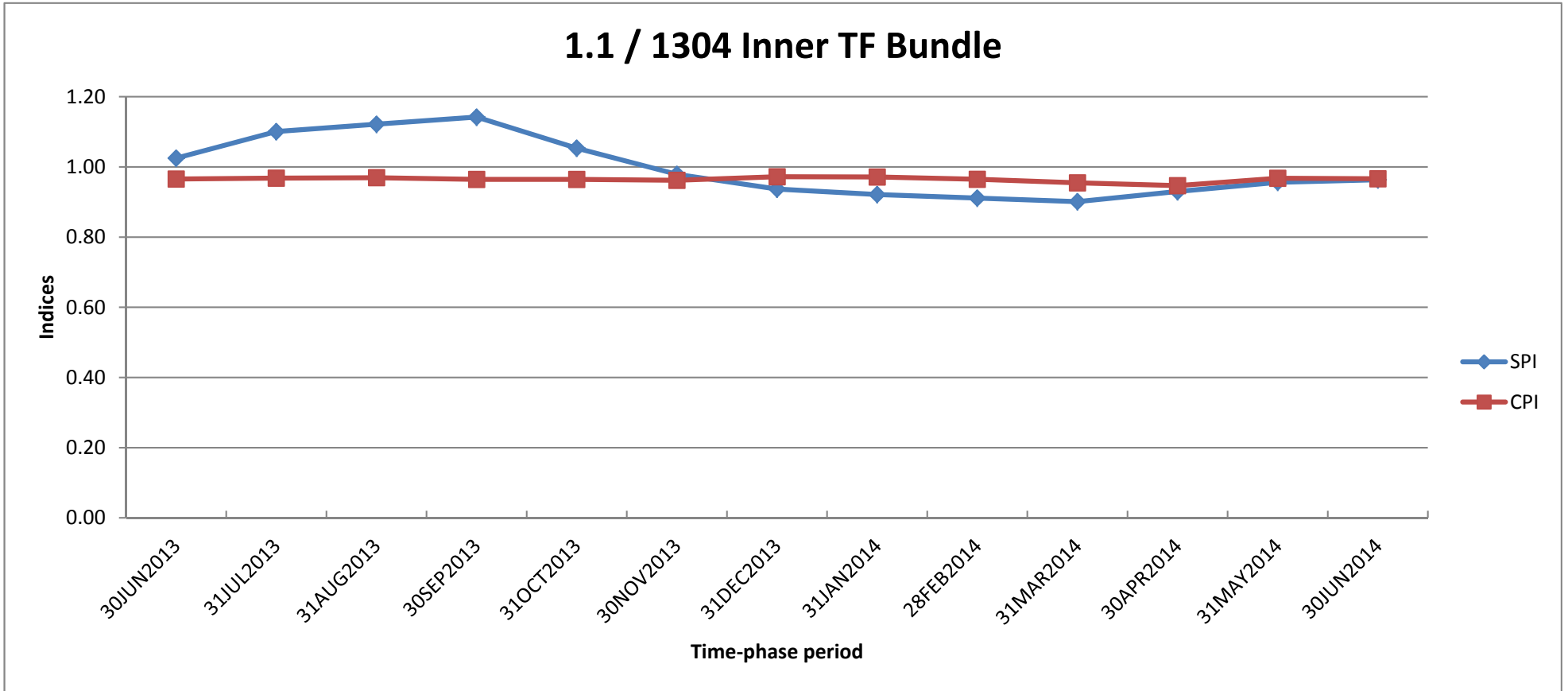


	30JUN2013	31JUL2013	31AUG2013	30SEP2013	31OCT2013	30NOV2013	31DEC2013	31JAN2014	28FEB2014	31MAR2014	30APR2014	31MAY2014	30JUN2014
SPI	1.00	1.00	1.00	1.00	1.00	1.00	1.00	1.00	1.00	1.00	1.00	1.00	1.00
CPI	1.57	1.57	1.57	1.57	1.57	1.57	1.57	1.57	1.57	1.57	1.57	1.57	1.57



**Control Account**

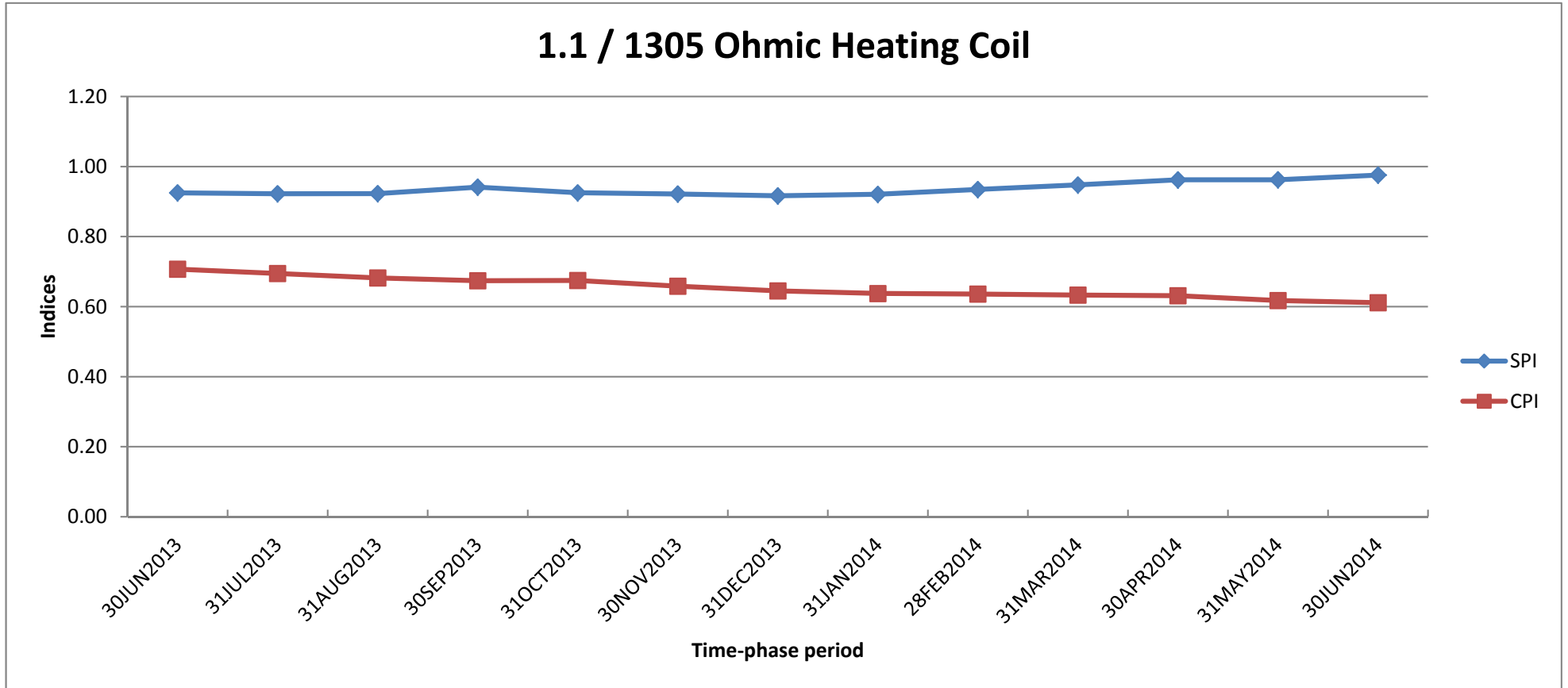
**1.1 / 1304 Inner TF Bundle**



	30JUN2013	31JUL2013	31AUG2013	30SEP2013	31OCT2013	30NOV2013	31DEC2013	31JAN2014	28FEB2014	31MAR2014	30APR2014	31MAY2014	30JUN2014
SPI	1.03	1.10	1.12	1.14	1.05	0.98	0.94	0.92	0.91	0.90	0.93	0.96	0.96
CPI	0.97	0.97	0.97	0.96	0.96	0.96	0.97	0.97	0.96	0.95	0.95	0.97	0.97

**Control Account**

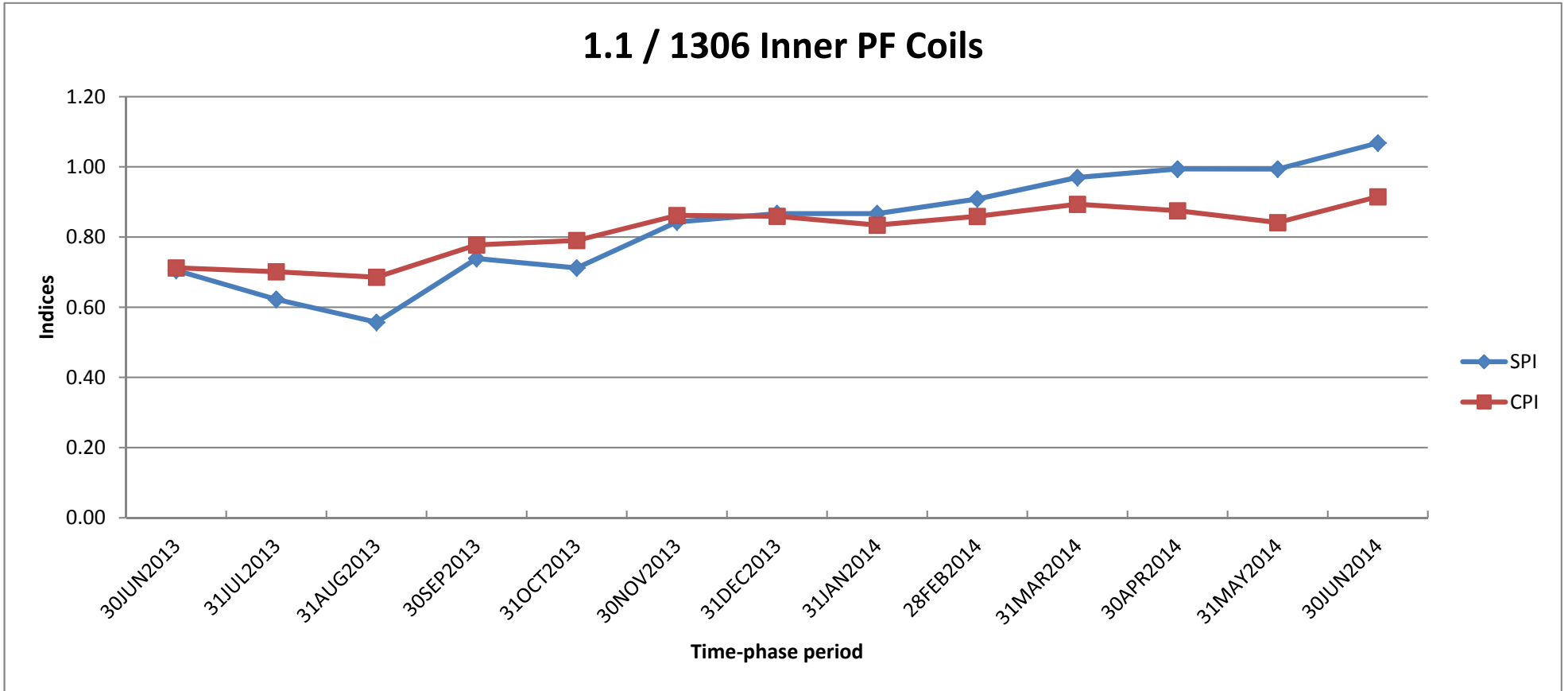
**1.1 / 1305 Ohmic Heating Coil**



	30JUN2013	31JUL2013	31AUG2013	30SEP2013	31OCT2013	30NOV2013	31DEC2013	31JAN2014	28FEB2014	31MAR2014	30APR2014	31MAY2014	30JUN2014
SPI	0.92	0.92	0.92	0.94	0.93	0.92	0.92	0.92	0.93	0.95	0.96	0.96	0.98
CPI	0.71	0.69	0.68	0.67	0.67	0.66	0.64	0.64	0.64	0.63	0.63	0.62	0.61

**Control Account**

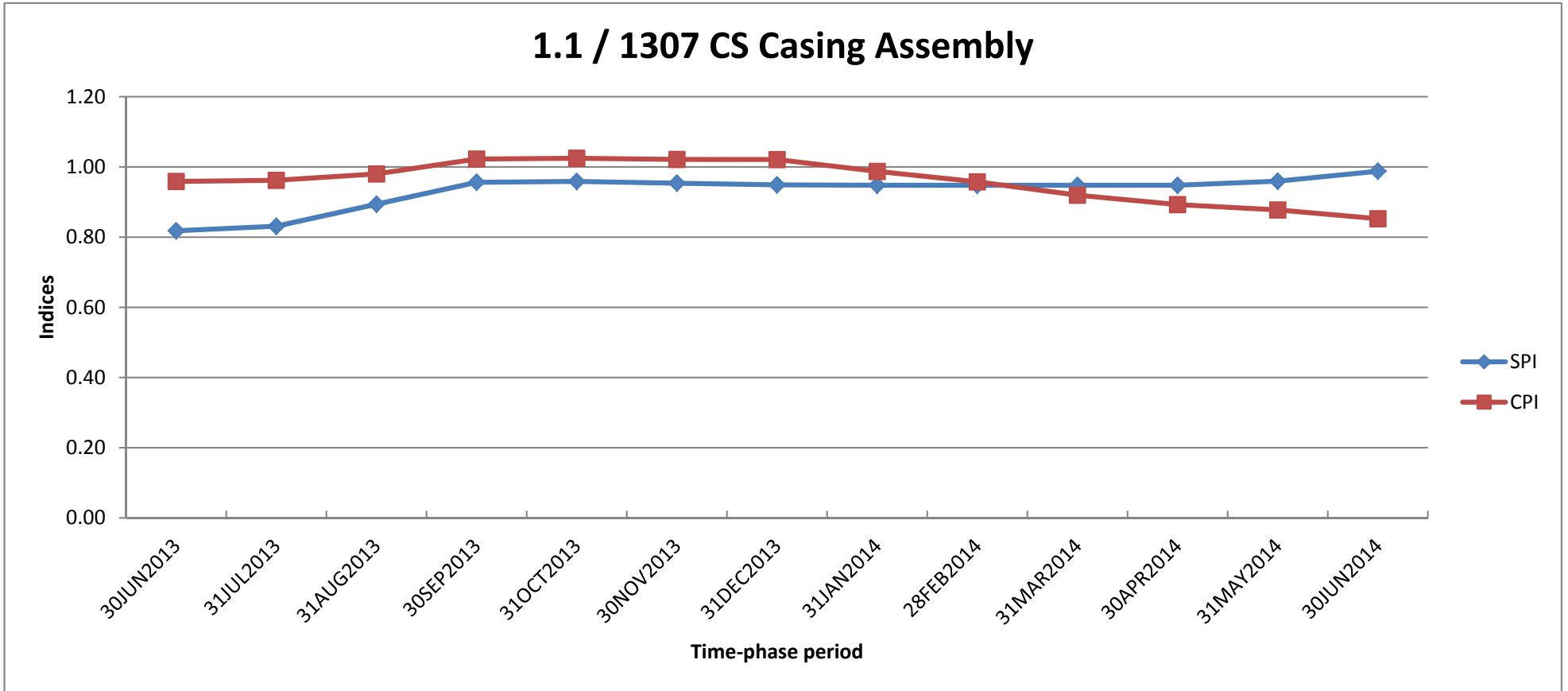
**1.1 / 1306 Inner PF Coils**



	30JUN2013	31JUL2013	31AUG2013	30SEP2013	31OCT2013	30NOV2013	31DEC2013	31JAN2014	28FEB2014	31MAR2014	30APR2014	31MAY2014	30JUN2014
SPI	0.71	0.62	0.56	0.74	0.71	0.84	0.87	0.87	0.91	0.97	0.99	0.99	1.07
CPI	0.71	0.70	0.69	0.78	0.79	0.86	0.86	0.83	0.86	0.89	0.87	0.84	0.91

**Control Account**

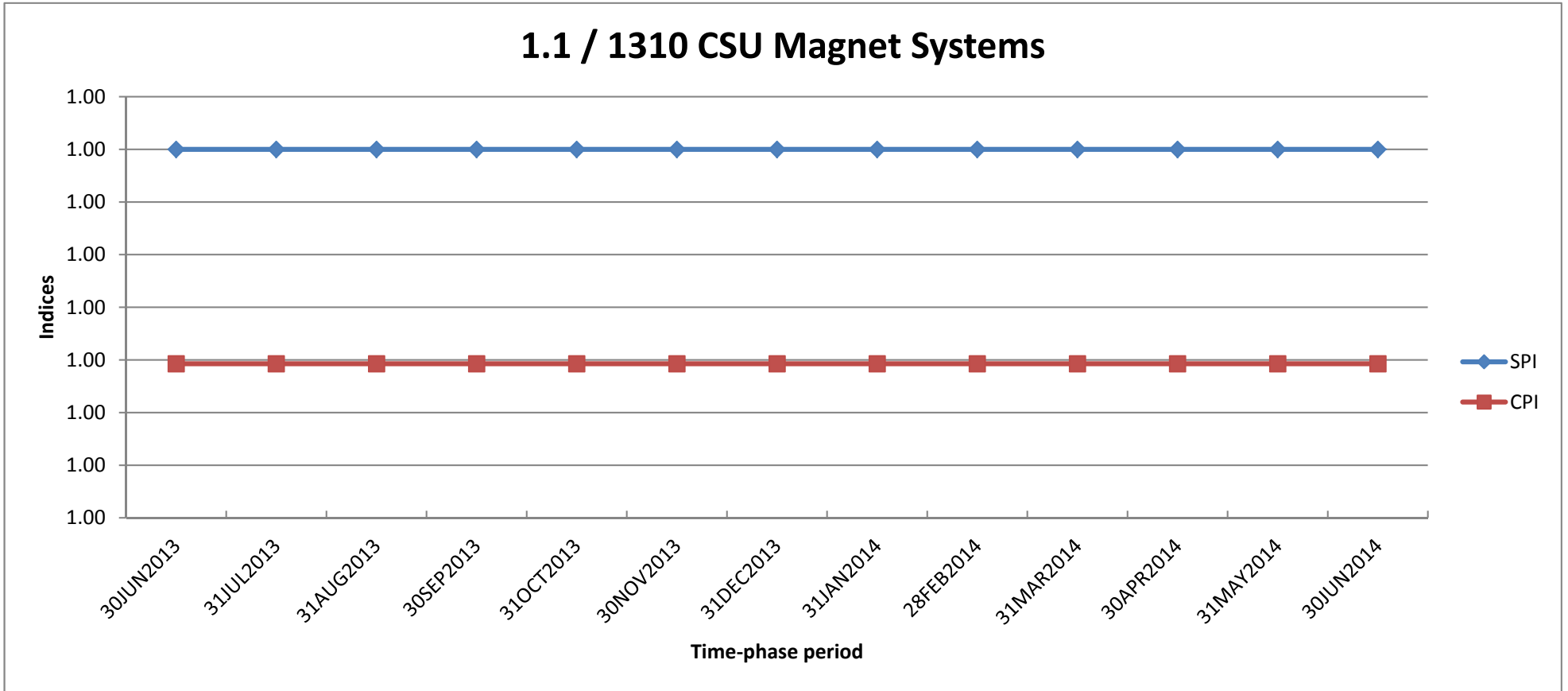
**1.1 / 1307 CS Casing Assembly**



	30JUN2013	31JUL2013	31AUG2013	30SEP2013	31OCT2013	30NOV2013	31DEC2013	31JAN2014	28FEB2014	31MAR2014	30APR2014	31MAY2014	30JUN2014	
SPI	0.82	0.83	0.89	0.96	0.96	0.95	0.95	0.95	0.95	0.95	0.95	0.95	0.96	0.99
CPI	0.96	0.96	0.98	1.02	1.02	1.02	1.02	0.99	0.96	0.92	0.89	0.88	0.85	

**Control Account**

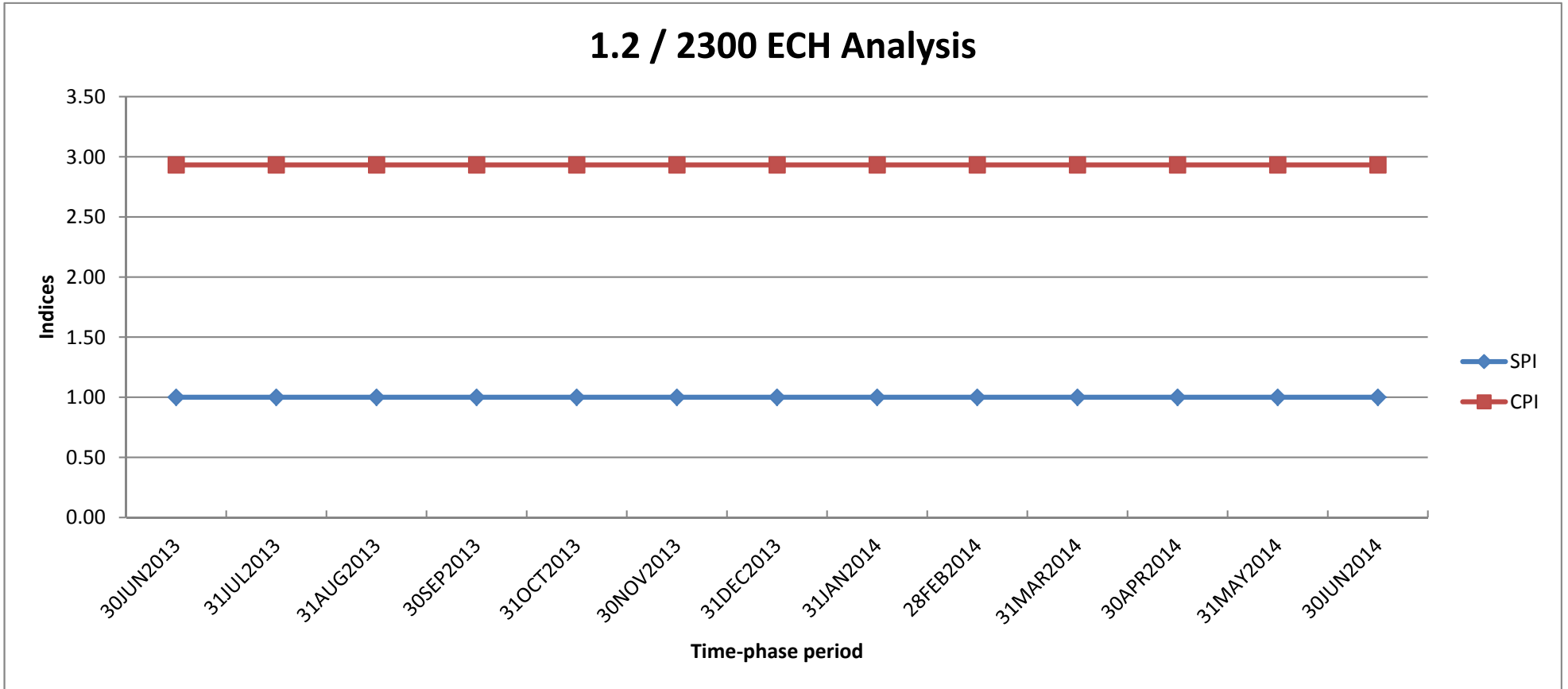
**1.1 / 1310 CSU Magnet Systems**



	30JUN2013	31JUL2013	31AUG2013	30SEP2013	31OCT2013	30NOV2013	31DEC2013	31JAN2014	28FEB2014	31MAR2014	30APR2014	31MAY2014	30JUN2014
SPI	1.00	1.00	1.00	1.00	1.00	1.00	1.00	1.00	1.00	1.00	1.00	1.00	1.00
CPI	1.00	1.00	1.00	1.00	1.00	1.00	1.00	1.00	1.00	1.00	1.00	1.00	1.00

**Control Account**

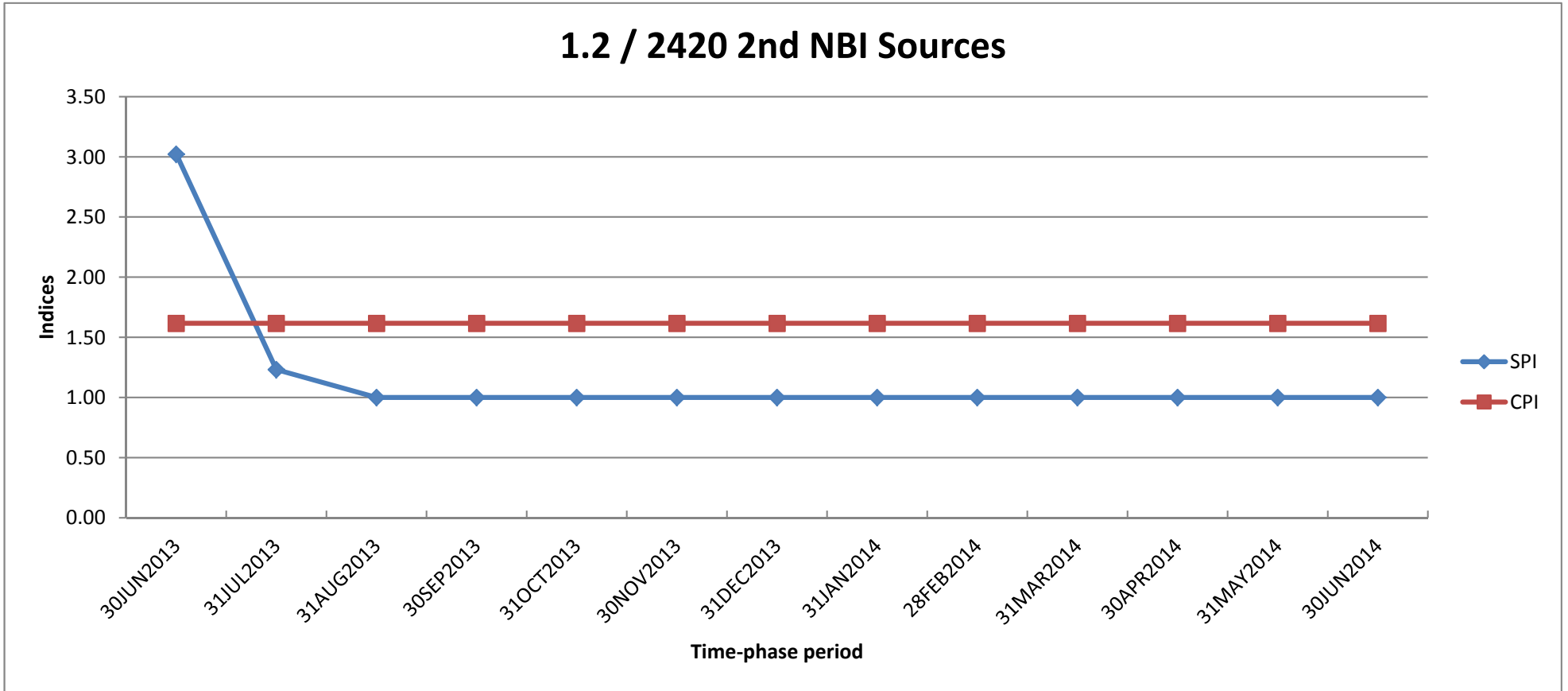
**1.2 / 2300 ECH Analysis**



	30JUN2013	31JUL2013	31AUG2013	30SEP2013	31OCT2013	30NOV2013	31DEC2013	31JAN2014	28FEB2014	31MAR2014	30APR2014	31MAY2014	30JUN2014
SPI	1.00	1.00	1.00	1.00	1.00	1.00	1.00	1.00	1.00	1.00	1.00	1.00	1.00
CPI	2.93	2.93	2.93	2.93	2.93	2.93	2.93	2.93	2.93	2.93	2.93	2.93	2.93

**Control Account**

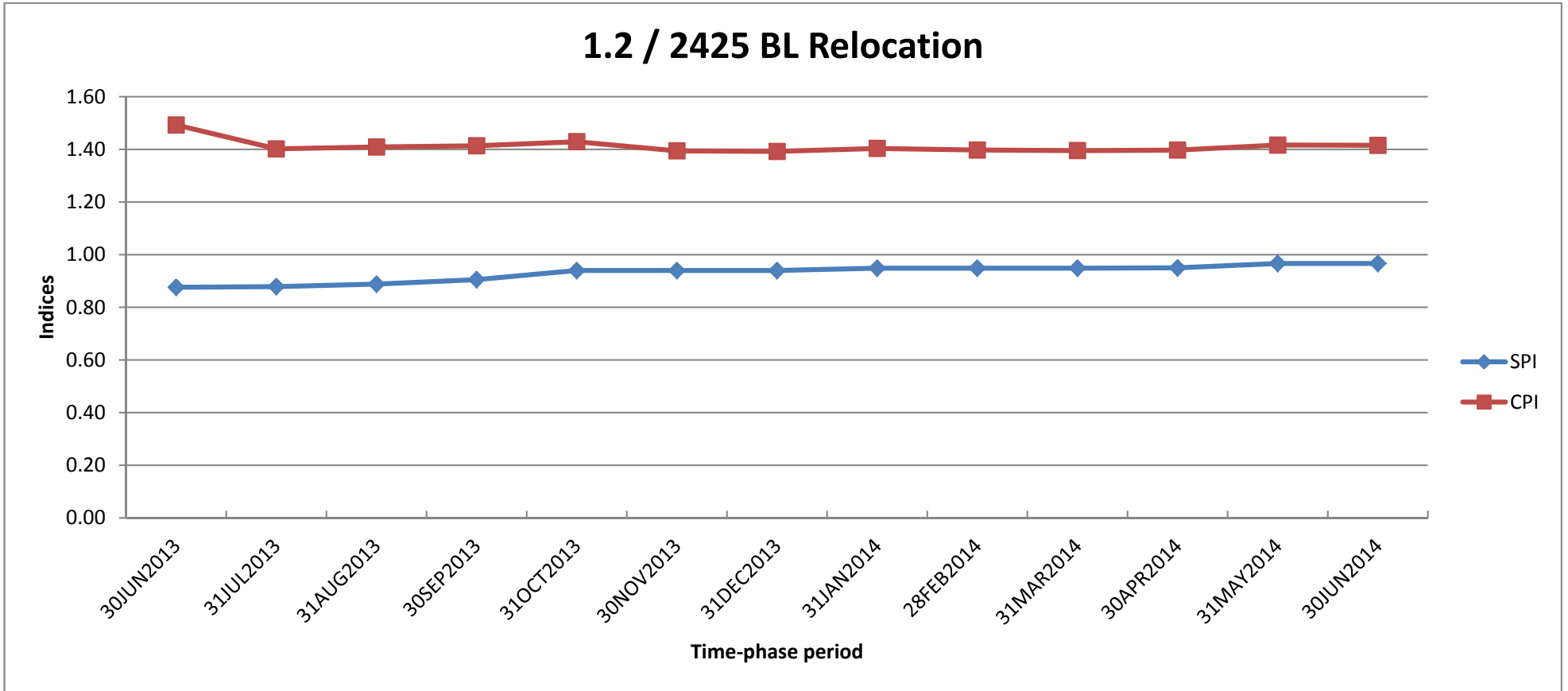
**1.2 / 2420 2nd NBI Sources**



	30JUN2013	31JUL2013	31AUG2013	30SEP2013	31OCT2013	30NOV2013	31DEC2013	31JAN2014	28FEB2014	31MAR2014	30APR2014	31MAY2014	30JUN2014
SPI	3.02	1.23	1.00	1.00	1.00	1.00	1.00	1.00	1.00	1.00	1.00	1.00	1.00
CPI	1.62	1.62	1.62	1.62	1.62	1.62	1.62	1.62	1.62	1.62	1.62	1.62	1.62

**Control Account**

**1.2 / 2425 BL Relocation**

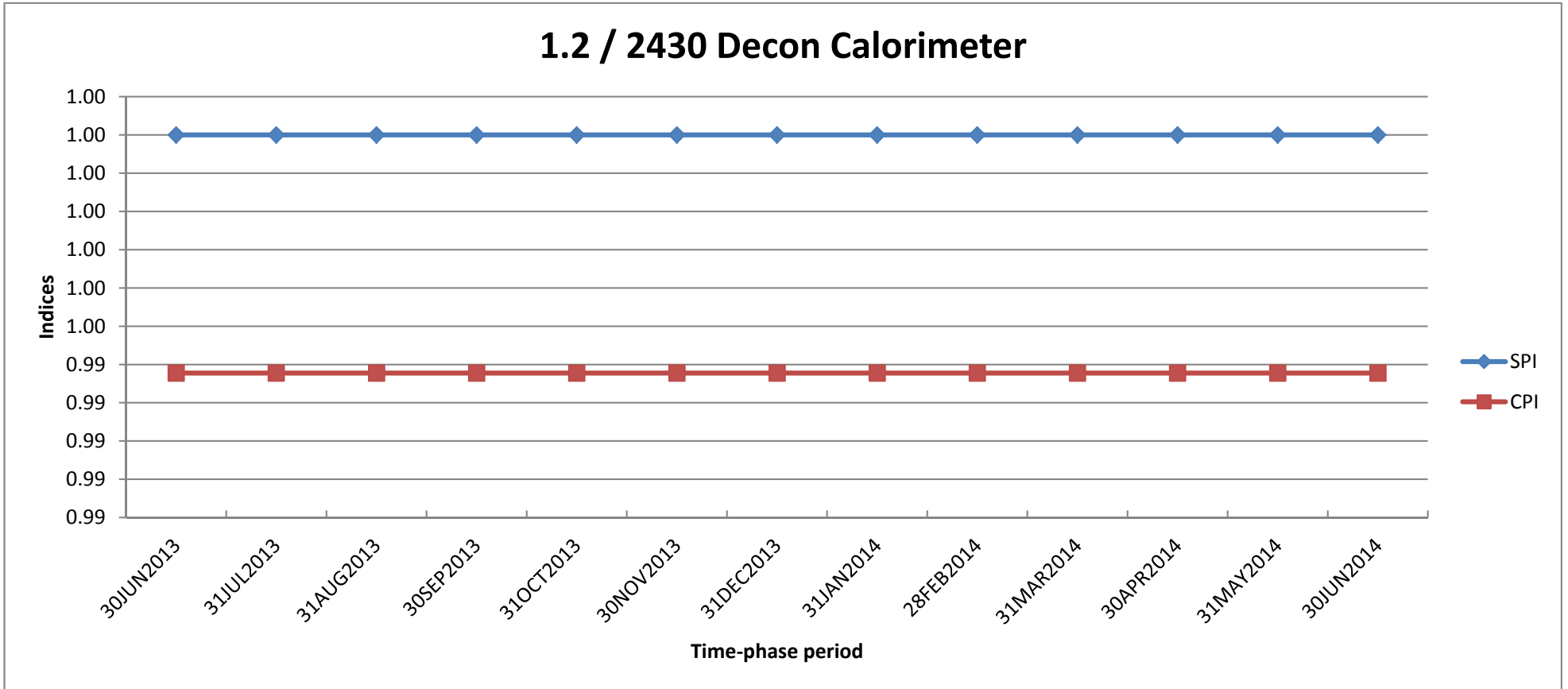


	30JUN2013	31JUL2013	31AUG2013	30SEP2013	31OCT2013	30NOV2013	31DEC2013	31JAN2014	28FEB2014	31MAR2014	30APR2014	31MAY2014	30JUN2014
SPI	0.88	0.88	0.89	0.91	0.94	0.94	0.94	0.95	0.95	0.95	0.95	0.97	0.97
CPI	1.49	1.40	1.41	1.41	1.43	1.39	1.39	1.40	1.40	1.40	1.40	1.42	1.42



**Control Account**

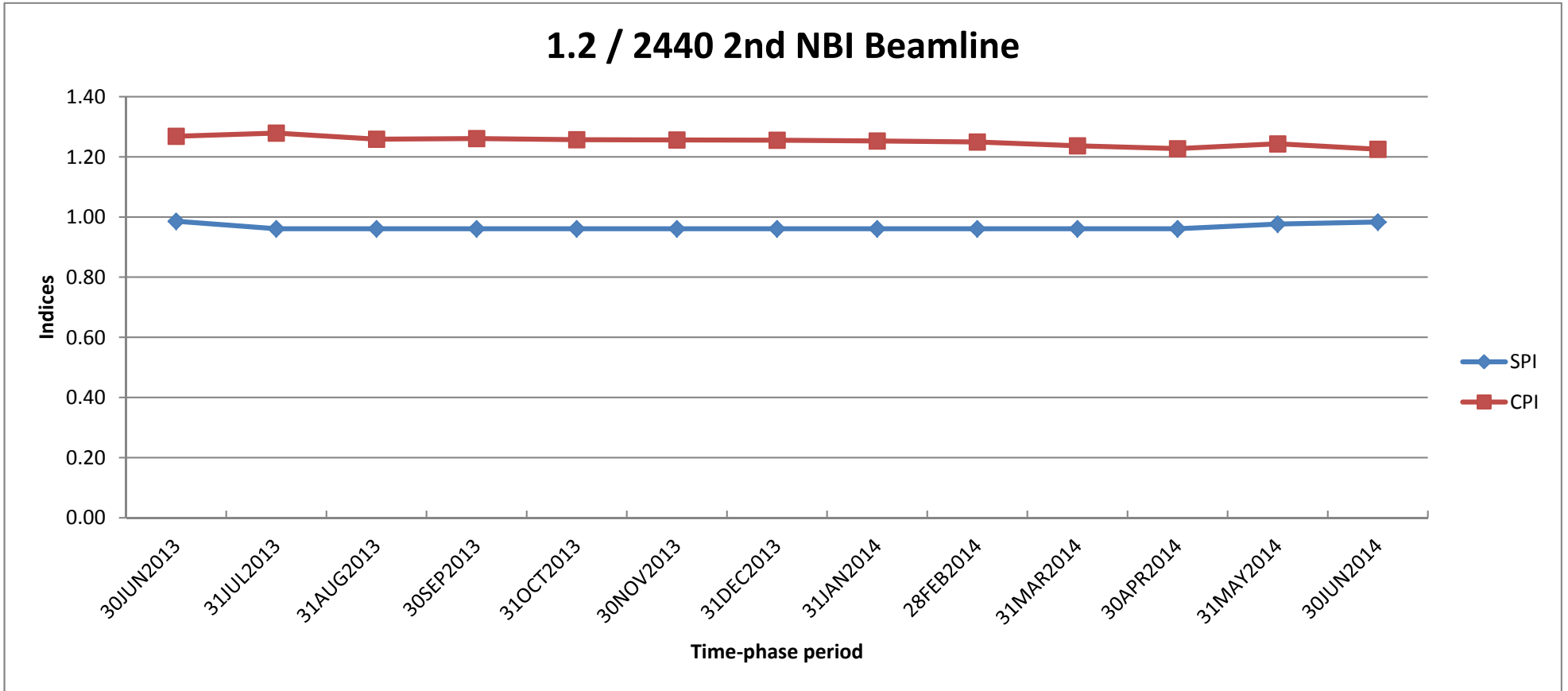
**1.2 / 2430 Decon Calorimeter**



	30JUN2013	31JUL2013	31AUG2013	30SEP2013	31OCT2013	30NOV2013	31DEC2013	31JAN2014	28FEB2014	31MAR2014	30APR2014	31MAY2014	30JUN2014
SPI	1.00	1.00	1.00	1.00	1.00	1.00	1.00	1.00	1.00	1.00	1.00	1.00	1.00
CPI	0.99	0.99	0.99	0.99	0.99	0.99	0.99	0.99	0.99	0.99	0.99	0.99	0.99

**Control Account**

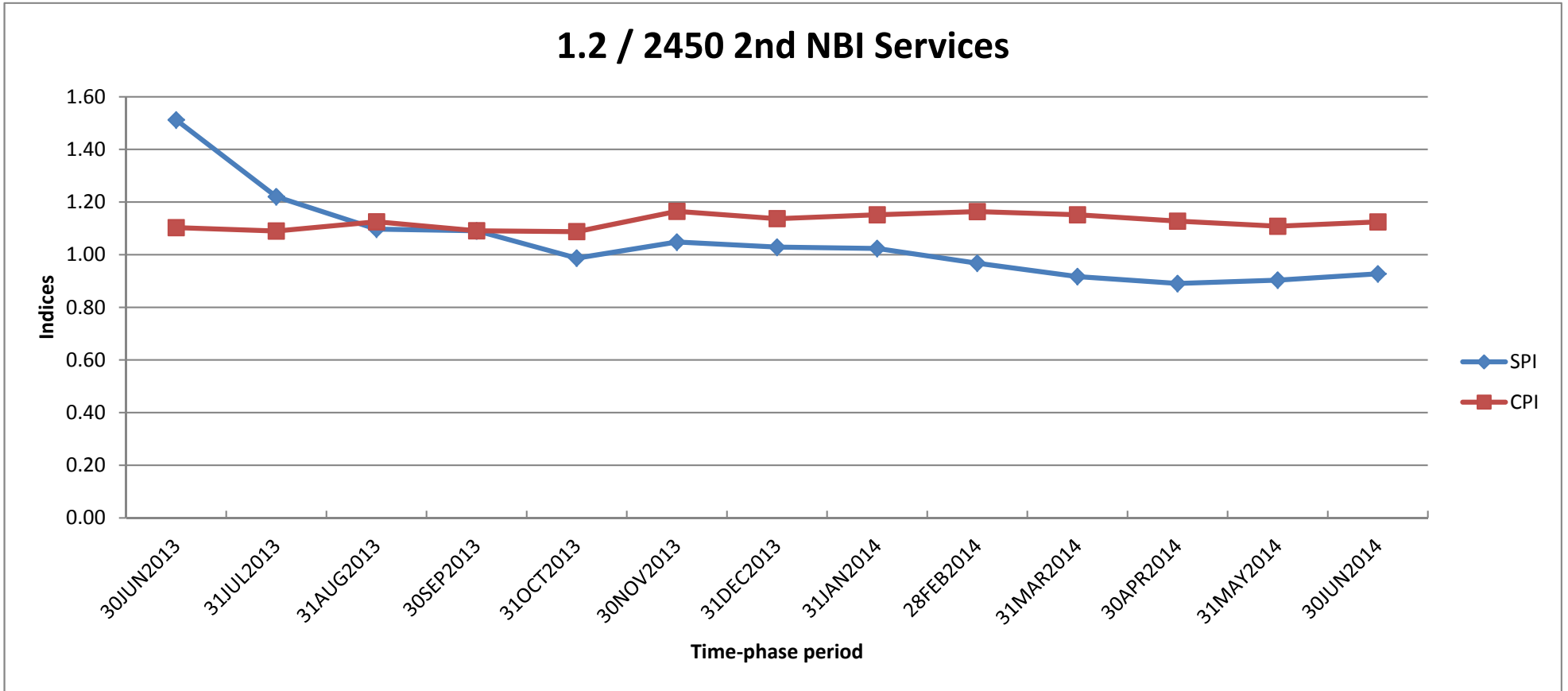
**1.2 / 2440 2nd NBI Beamline**



	30JUN2013	31JUL2013	31AUG2013	30SEP2013	31OCT2013	30NOV2013	31DEC2013	31JAN2014	28FEB2014	31MAR2014	30APR2014	31MAY2014	30JUN2014	
SPI	0.99	0.96	0.96	0.96	0.96	0.96	0.96	0.96	0.96	0.96	0.96	0.96	0.98	0.98
CPI	1.27	1.28	1.26	1.26	1.26	1.26	1.26	1.25	1.25	1.24	1.23	1.24	1.23	

**Control Account**

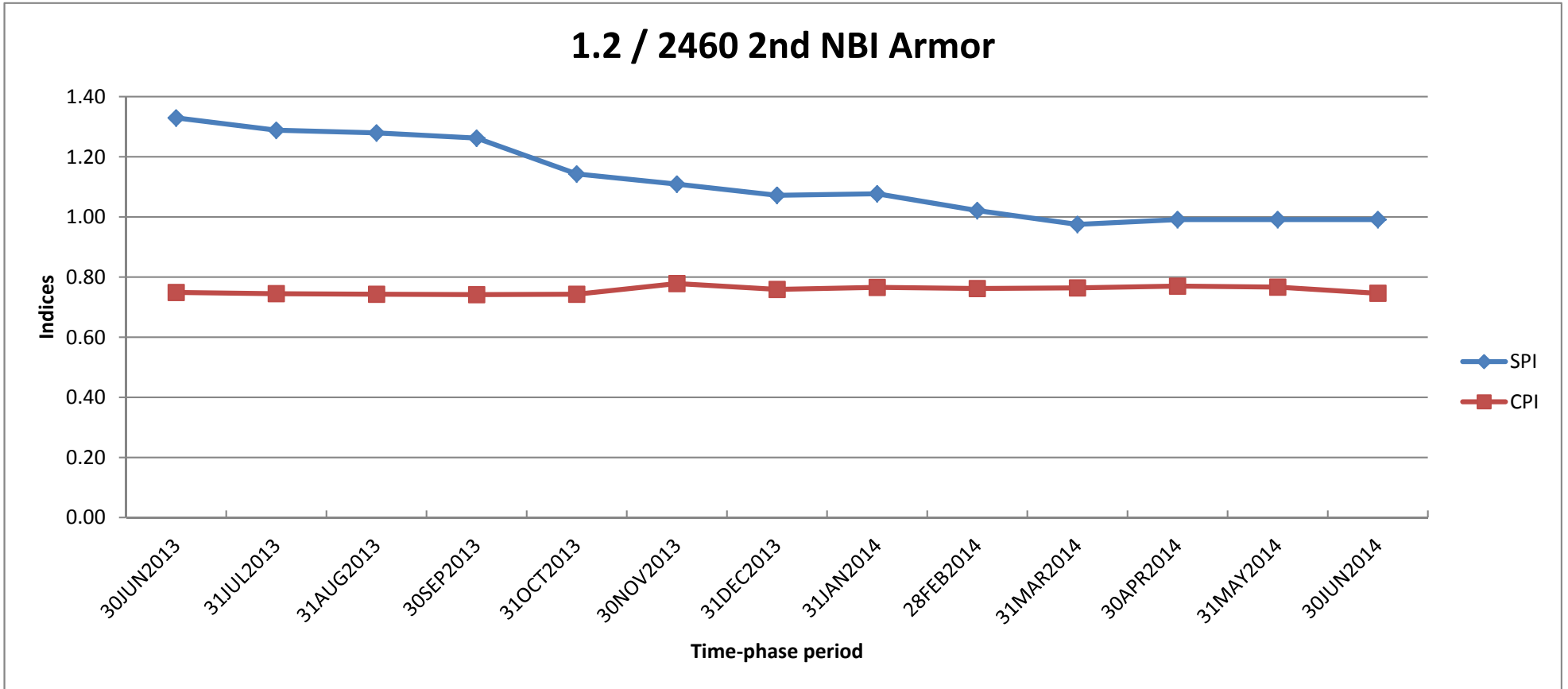
**1.2 / 2450 2nd NBI Services**



	30JUN2013	31JUL2013	31AUG2013	30SEP2013	31OCT2013	30NOV2013	31DEC2013	31JAN2014	28FEB2014	31MAR2014	30APR2014	31MAY2014	30JUN2014
SPI	1.51	1.22	1.10	1.09	0.99	1.05	1.03	1.02	0.97	0.92	0.89	0.90	0.93
CPI	1.10	1.09	1.13	1.09	1.09	1.16	1.14	1.15	1.16	1.15	1.13	1.11	1.12

**Control Account**

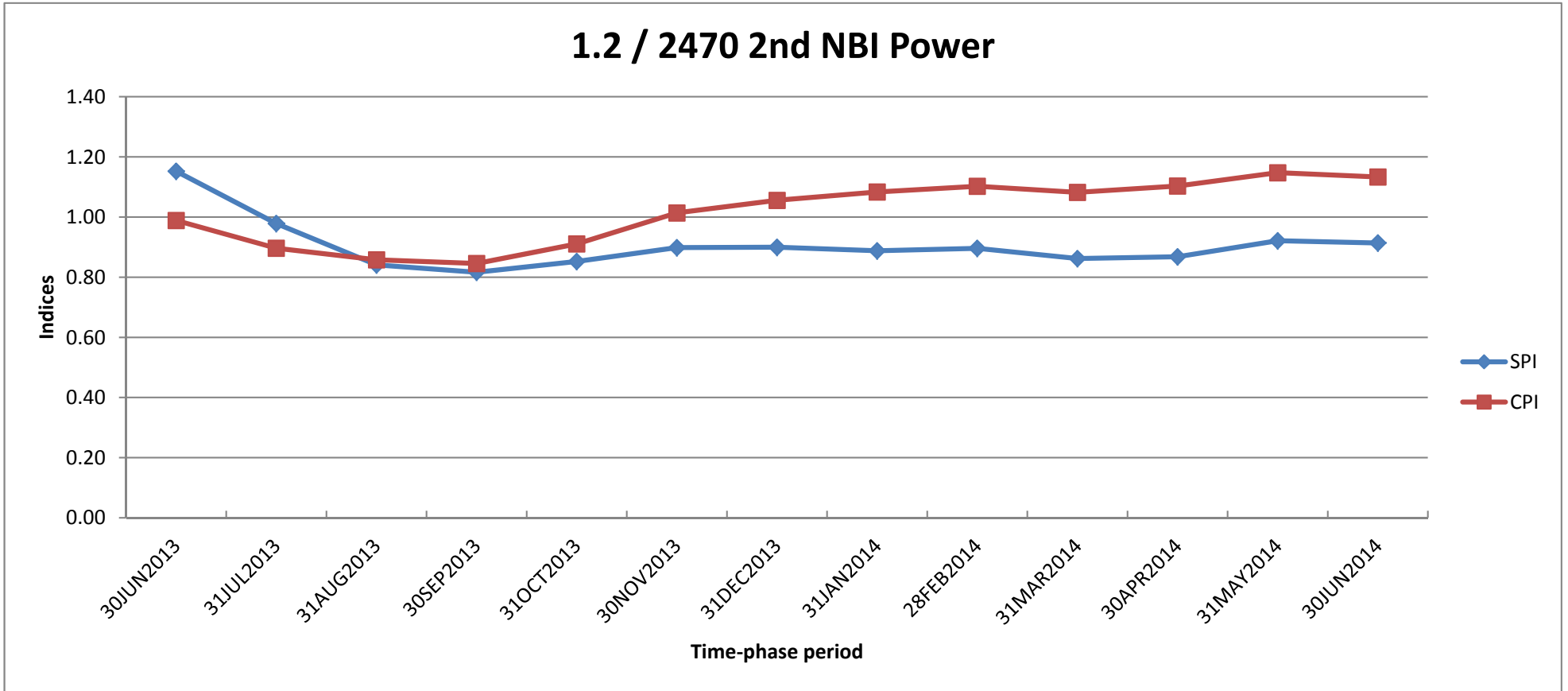
**1.2 / 2460 2nd NBI Armor**



	30JUN2013	31JUL2013	31AUG2013	30SEP2013	31OCT2013	30NOV2013	31DEC2013	31JAN2014	28FEB2014	31MAR2014	30APR2014	31MAY2014	30JUN2014
SPI	1.33	1.29	1.28	1.26	1.14	1.11	1.07	1.08	1.02	0.98	0.99	0.99	0.99
CPI	0.75	0.74	0.74	0.74	0.74	0.78	0.76	0.77	0.76	0.76	0.77	0.77	0.75

**Control Account**

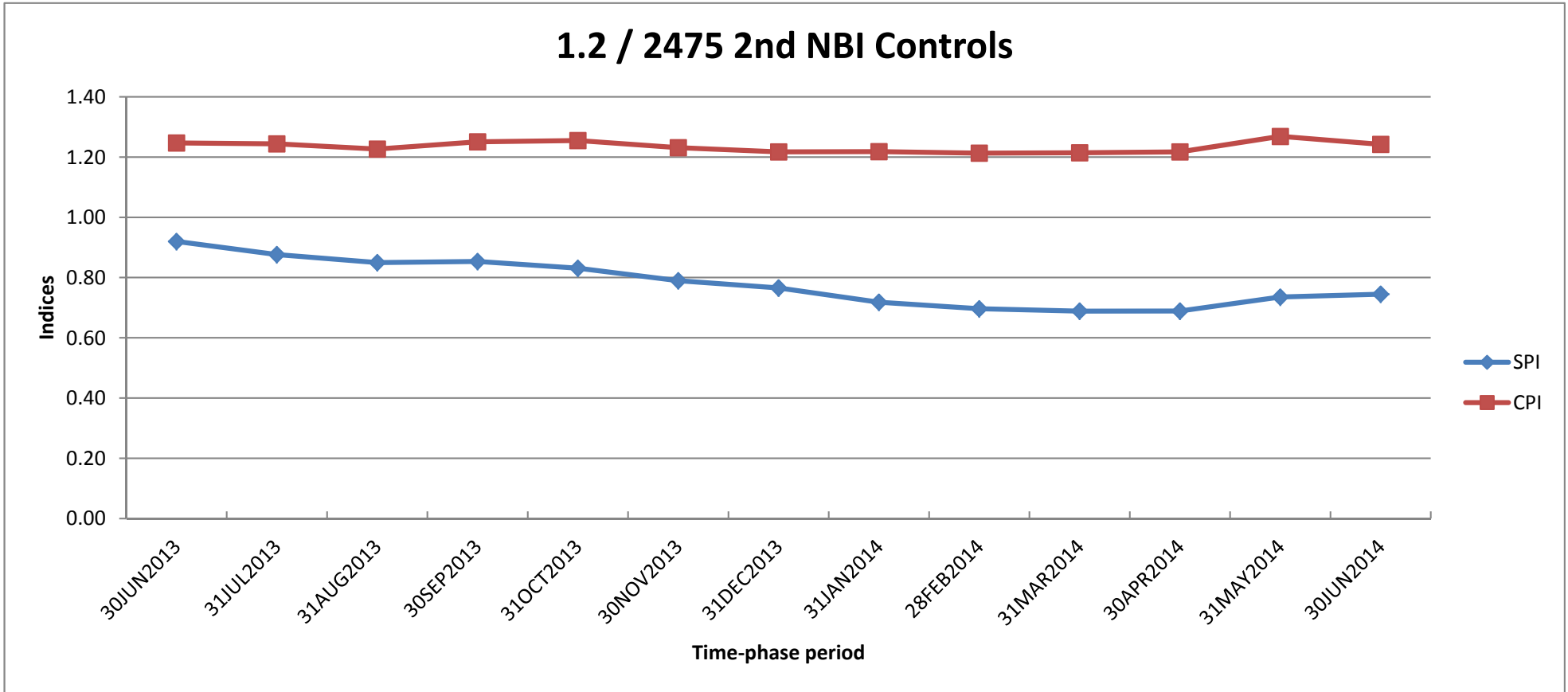
**1.2 / 2470 2nd NBI Power**



	30JUN2013	31JUL2013	31AUG2013	30SEP2013	31OCT2013	30NOV2013	31DEC2013	31JAN2014	28FEB2014	31MAR2014	30APR2014	31MAY2014	30JUN2014
SPI	1.15	0.98	0.84	0.82	0.85	0.90	0.90	0.89	0.90	0.86	0.87	0.92	0.91
CPI	0.99	0.90	0.86	0.85	0.91	1.01	1.06	1.08	1.10	1.08	1.10	1.15	1.13

**Control Account**

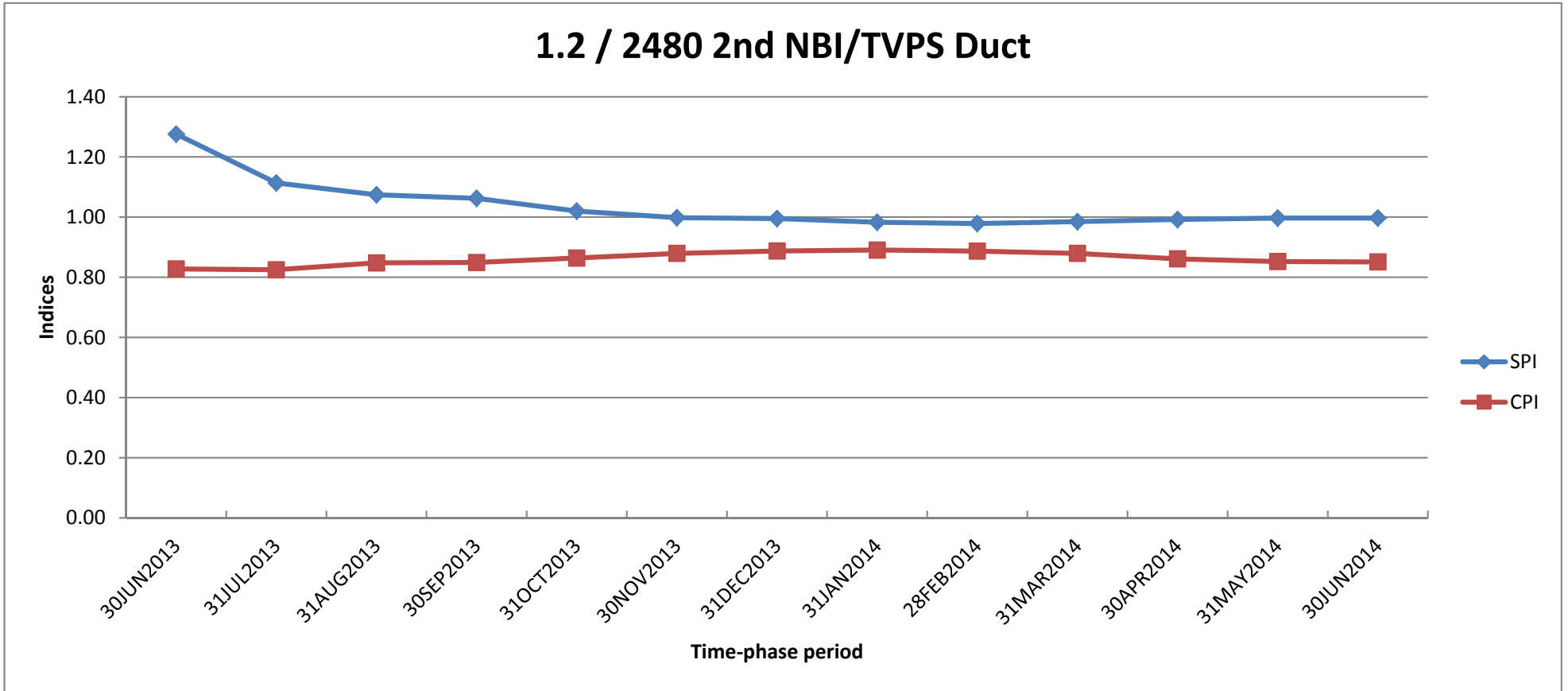
**1.2 / 2475 2nd NBI Controls**



	30JUN2013	31JUL2013	31AUG2013	30SEP2013	31OCT2013	30NOV2013	31DEC2013	31JAN2014	28FEB2014	31MAR2014	30APR2014	31MAY2014	30JUN2014
SPI	0.92	0.88	0.85	0.85	0.83	0.79	0.77	0.72	0.70	0.69	0.69	0.74	0.74
CPI	1.25	1.24	1.23	1.25	1.25	1.23	1.22	1.22	1.21	1.21	1.22	1.27	1.24

**Control Account**

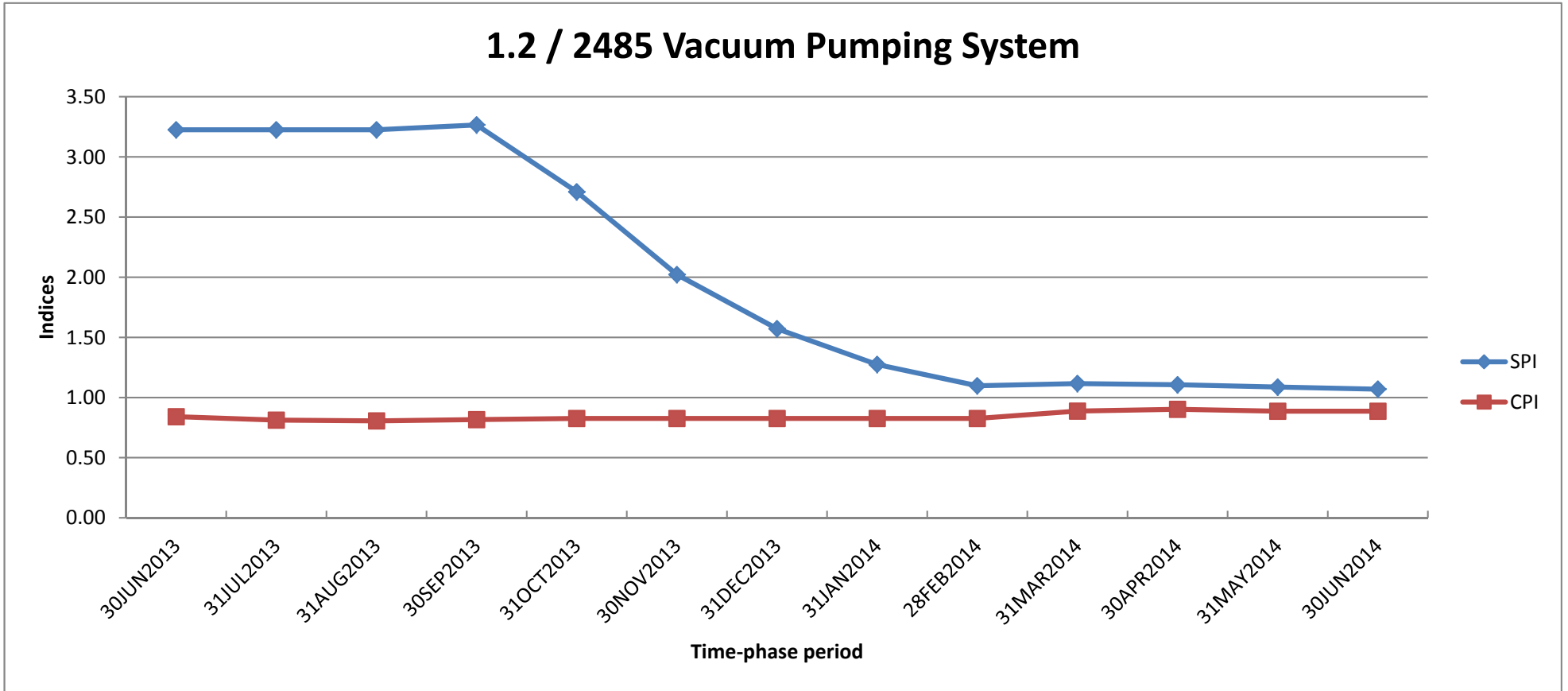
**1.2 / 2480 2nd NBI/TVPS Duct**



	30JUN2013	31JUL2013	31AUG2013	30SEP2013	31OCT2013	30NOV2013	31DEC2013	31JAN2014	28FEB2014	31MAR2014	30APR2014	31MAY2014	30JUN2014
SPI	1.28	1.11	1.07	1.06	1.02	1.00	1.00	0.98	0.98	0.98	0.99	1.00	1.00
CPI	0.83	0.82	0.85	0.85	0.86	0.88	0.89	0.89	0.89	0.88	0.86	0.85	0.85

**Control Account**

**1.2 / 2485 Vacuum Pumping System**

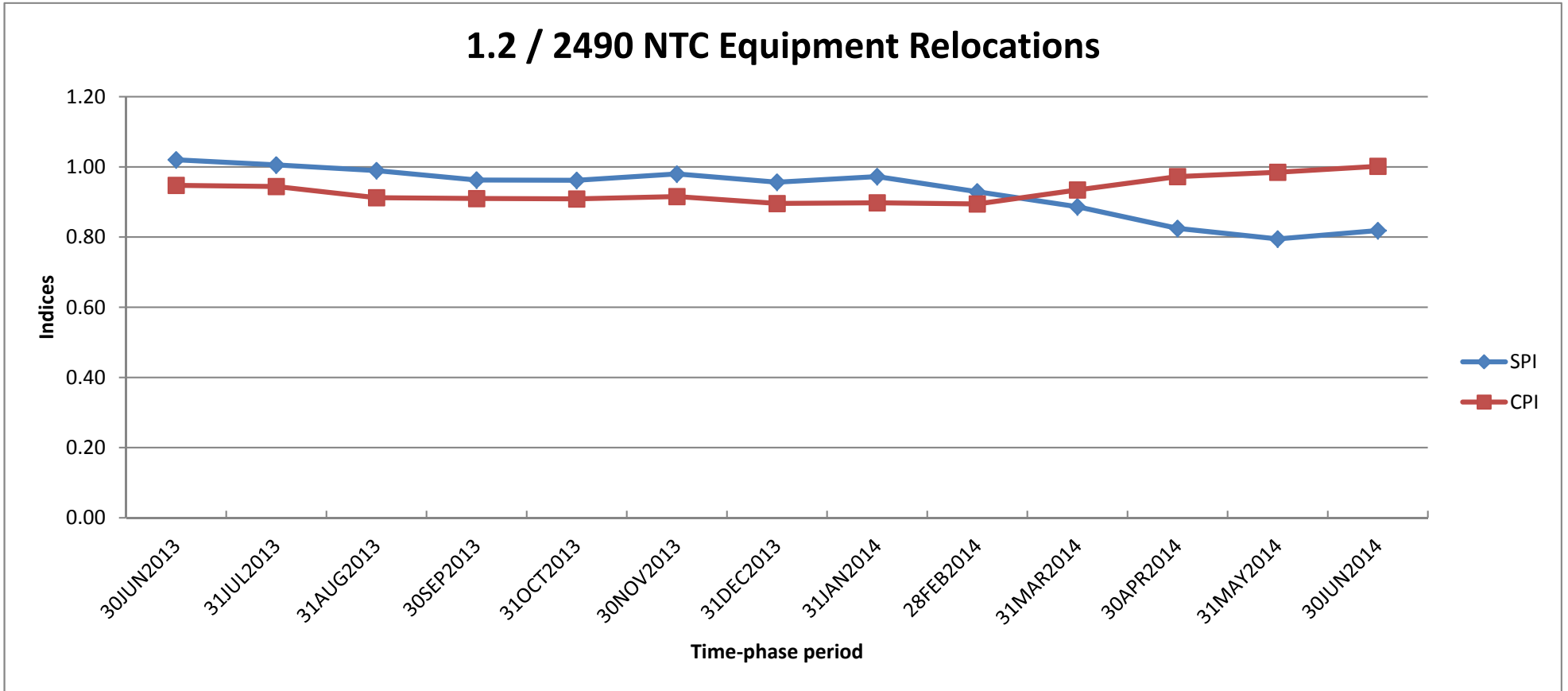


	30JUN2013	31JUL2013	31AUG2013	30SEP2013	31OCT2013	30NOV2013	31DEC2013	31JAN2014	28FEB2014	31MAR2014	30APR2014	31MAY2014	30JUN2014
SPI	3.23	3.23	3.23	3.27	2.71	2.02	1.57	1.27	1.10	1.12	1.11	1.09	1.07
CPI	0.84	0.81	0.81	0.82	0.83	0.83	0.83	0.83	0.83	0.89	0.90	0.89	0.89



**Control Account**

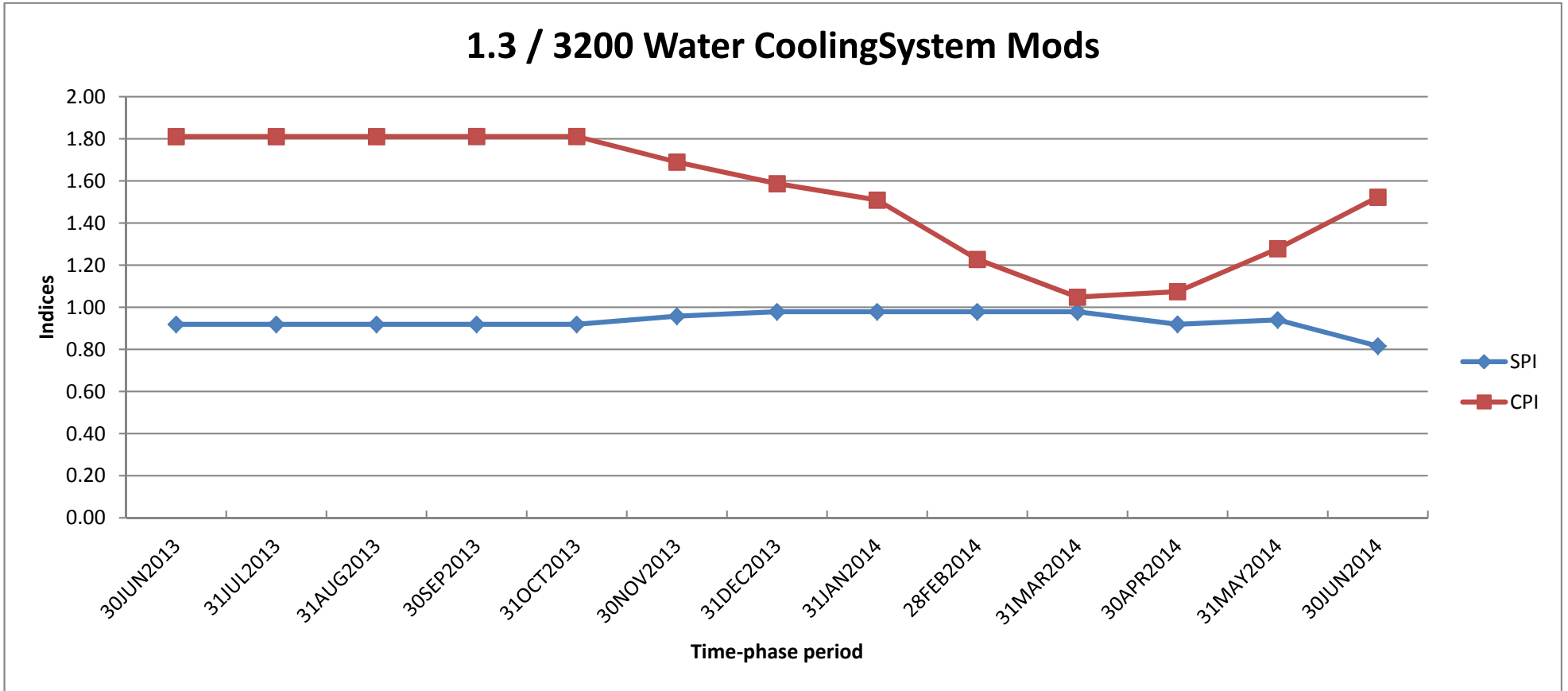
**1.2 / 2490 NTC Equipment Relocations**



	30JUN2013	31JUL2013	31AUG2013	30SEP2013	31OCT2013	30NOV2013	31DEC2013	31JAN2014	28FEB2014	31MAR2014	30APR2014	31MAY2014	30JUN2014
SPI	1.02	1.01	0.99	0.96	0.96	0.98	0.96	0.97	0.93	0.89	0.82	0.79	0.82
CPI	0.95	0.94	0.91	0.91	0.91	0.92	0.90	0.90	0.89	0.93	0.97	0.98	1.00

**Control Account**

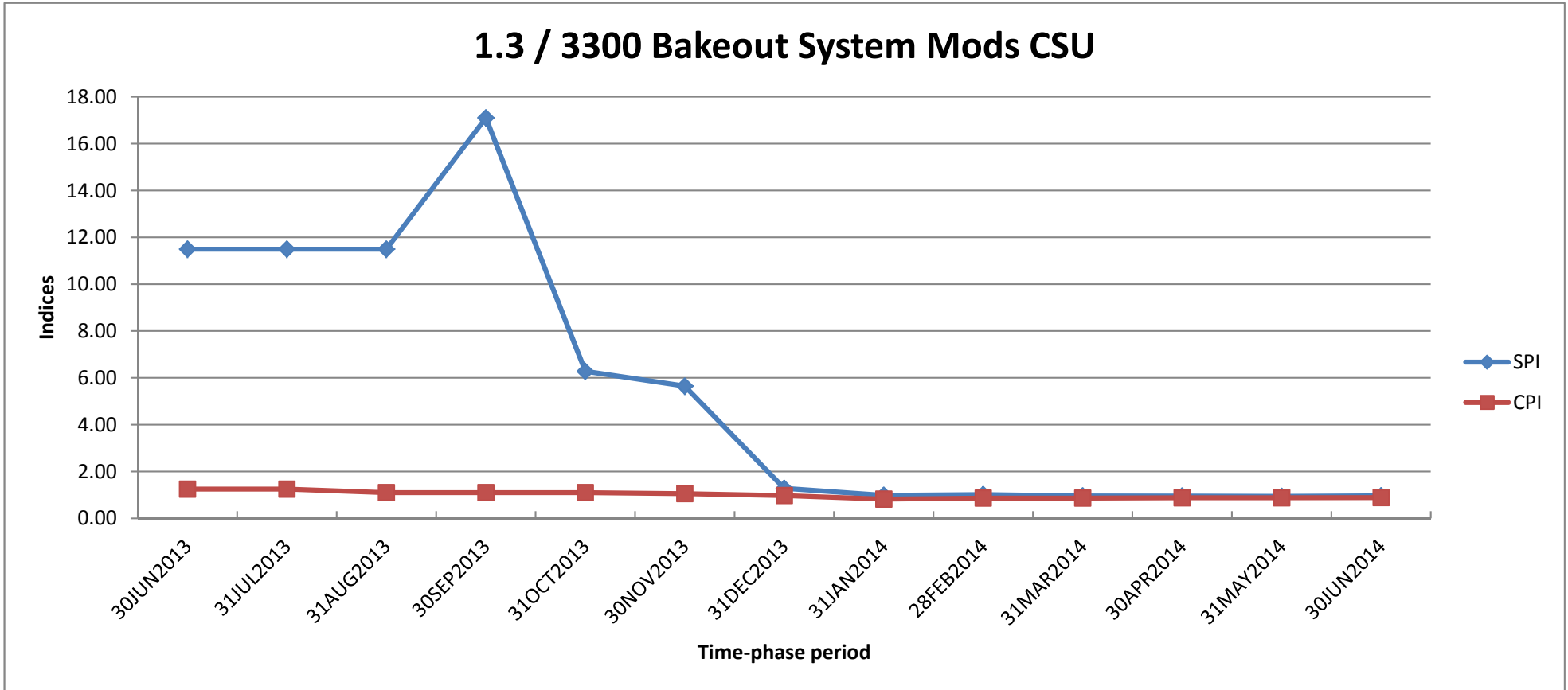
**1.3 / 3200 Water Cooling System Mods**



	30JUN2013	31JUL2013	31AUG2013	30SEP2013	31OCT2013	30NOV2013	31DEC2013	31JAN2014	28FEB2014	31MAR2014	30APR2014	31MAY2014	30JUN2014
SPI	0.92	0.92	0.92	0.92	0.92	0.96	0.98	0.98	0.98	0.98	0.92	0.94	0.82
CPI	1.81	1.81	1.81	1.81	1.81	1.69	1.59	1.51	1.23	1.05	1.07	1.28	1.52

**Control Account**

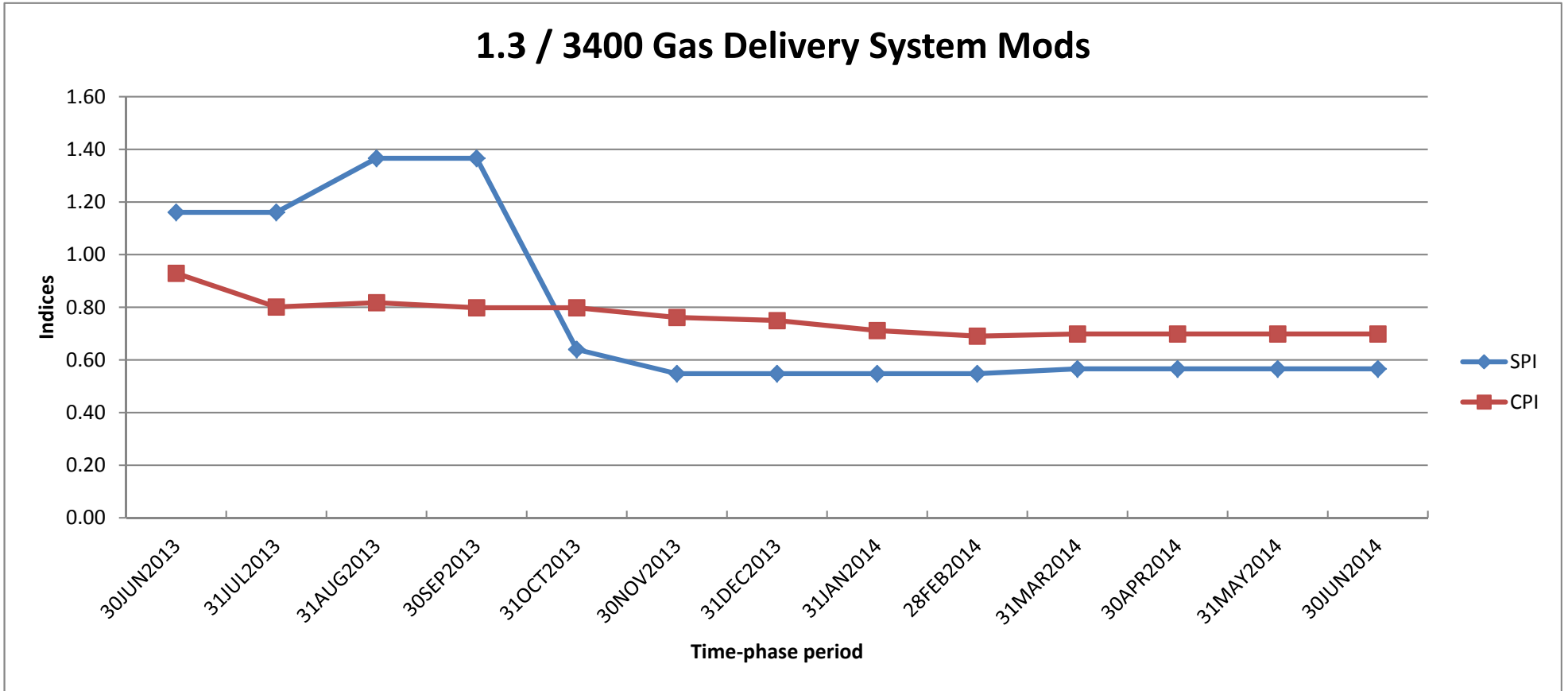
**1.3 / 3300 Bakeout System Mods CSU**



	30JUN2013	31JUL2013	31AUG2013	30SEP2013	31OCT2013	30NOV2013	31DEC2013	31JAN2014	28FEB2014	31MAR2014	30APR2014	31MAY2014	30JUN2014
SPI	11.50	11.50	11.50	17.10	6.28	5.65	1.28	0.98	1.01	0.96	0.95	0.94	0.96
CPI	1.25	1.25	1.10	1.10	1.10	1.05	0.97	0.82	0.86	0.86	0.88	0.88	0.88

**Control Account**

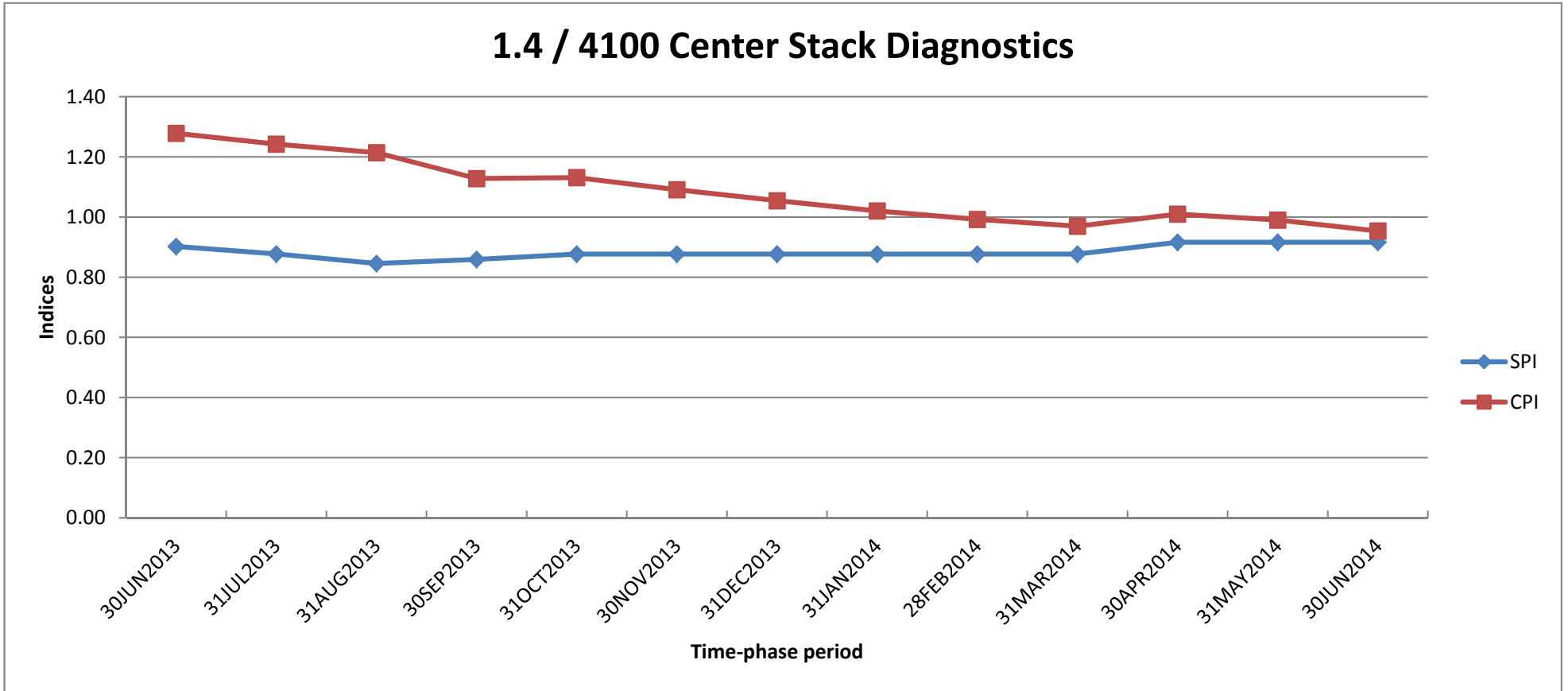
**1.3 / 3400 Gas Delivery System Mods**



	30JUN2013	31JUL2013	31AUG2013	30SEP2013	31OCT2013	30NOV2013	31DEC2013	31JAN2014	28FEB2014	31MAR2014	30APR2014	31MAY2014	30JUN2014
SPI	1.16	1.16	1.37	1.37	0.64	0.55	0.55	0.55	0.55	0.57	0.57	0.57	0.57
CPI	0.93	0.80	0.82	0.80	0.80	0.76	0.75	0.71	0.69	0.70	0.70	0.70	0.70

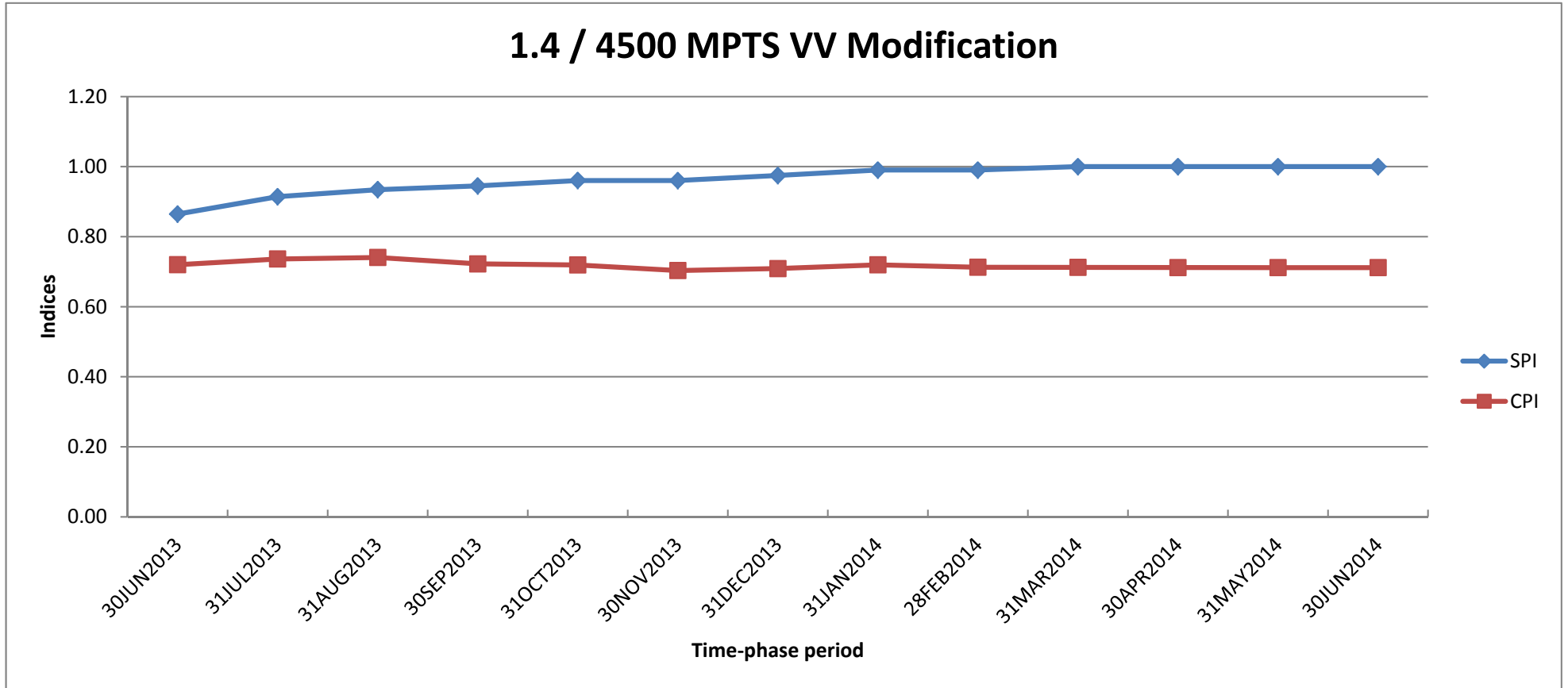
**Control Account**

**1.4 / 4100 Center Stack Diagnostics**



	30JUN2013	31JUL2013	31AUG2013	30SEP2013	31OCT2013	30NOV2013	31DEC2013	31JAN2014	28FEB2014	31MAR2014	30APR2014	31MAY2014	30JUN2014
SPI	0.90	0.88	0.85	0.86	0.88	0.88	0.88	0.88	0.88	0.88	0.92	0.92	0.92
CPI	1.28	1.24	1.21	1.13	1.13	1.09	1.05	1.02	0.99	0.97	1.01	0.99	0.95

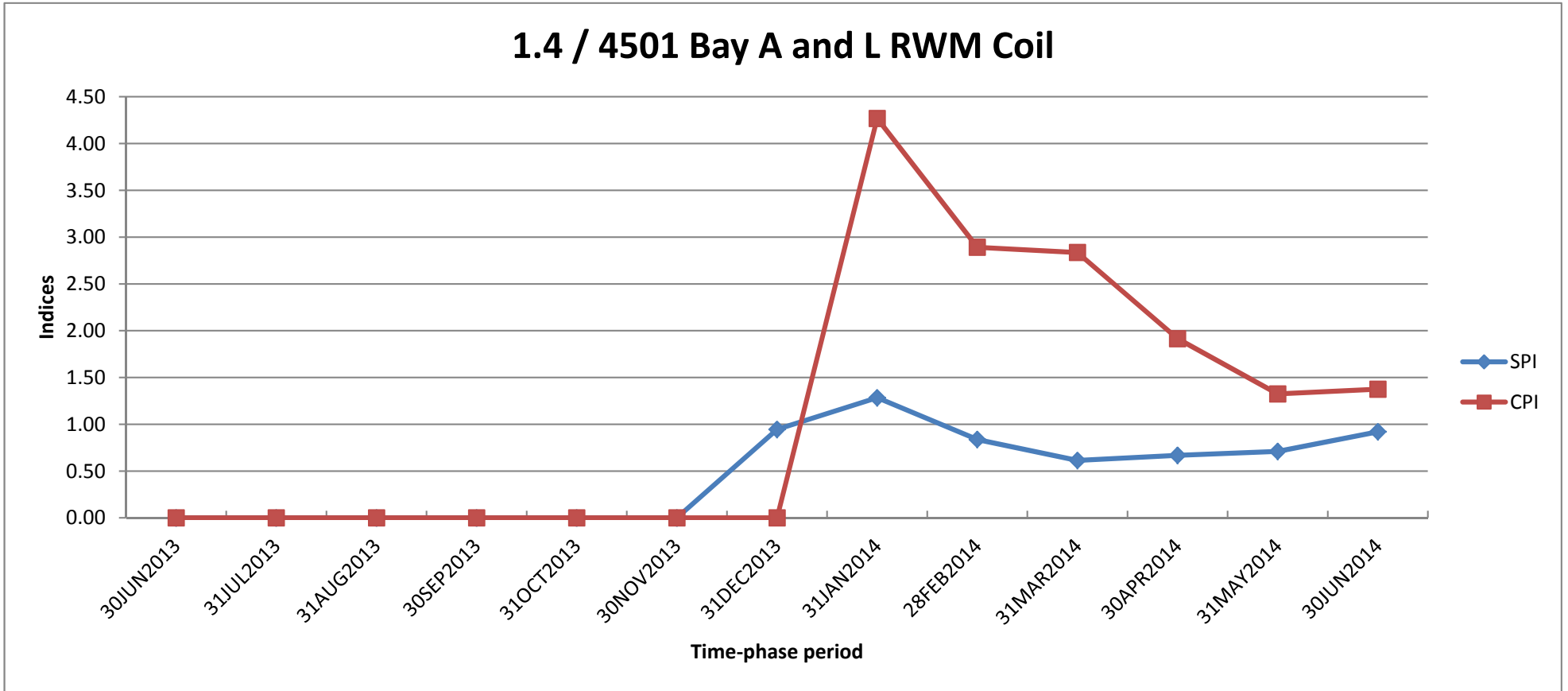
**Control Account**



	30JUN2013	31JUL2013	31AUG2013	30SEP2013	31OCT2013	30NOV2013	31DEC2013	31JAN2014	28FEB2014	31MAR2014	30APR2014	31MAY2014	30JUN2014
SPI	0.86	0.91	0.93	0.94	0.96	0.96	0.97	0.99	0.99	1.00	1.00	1.00	1.00
CPI	0.72	0.74	0.74	0.72	0.72	0.70	0.71	0.72	0.71	0.71	0.71	0.71	0.71

**Control Account**

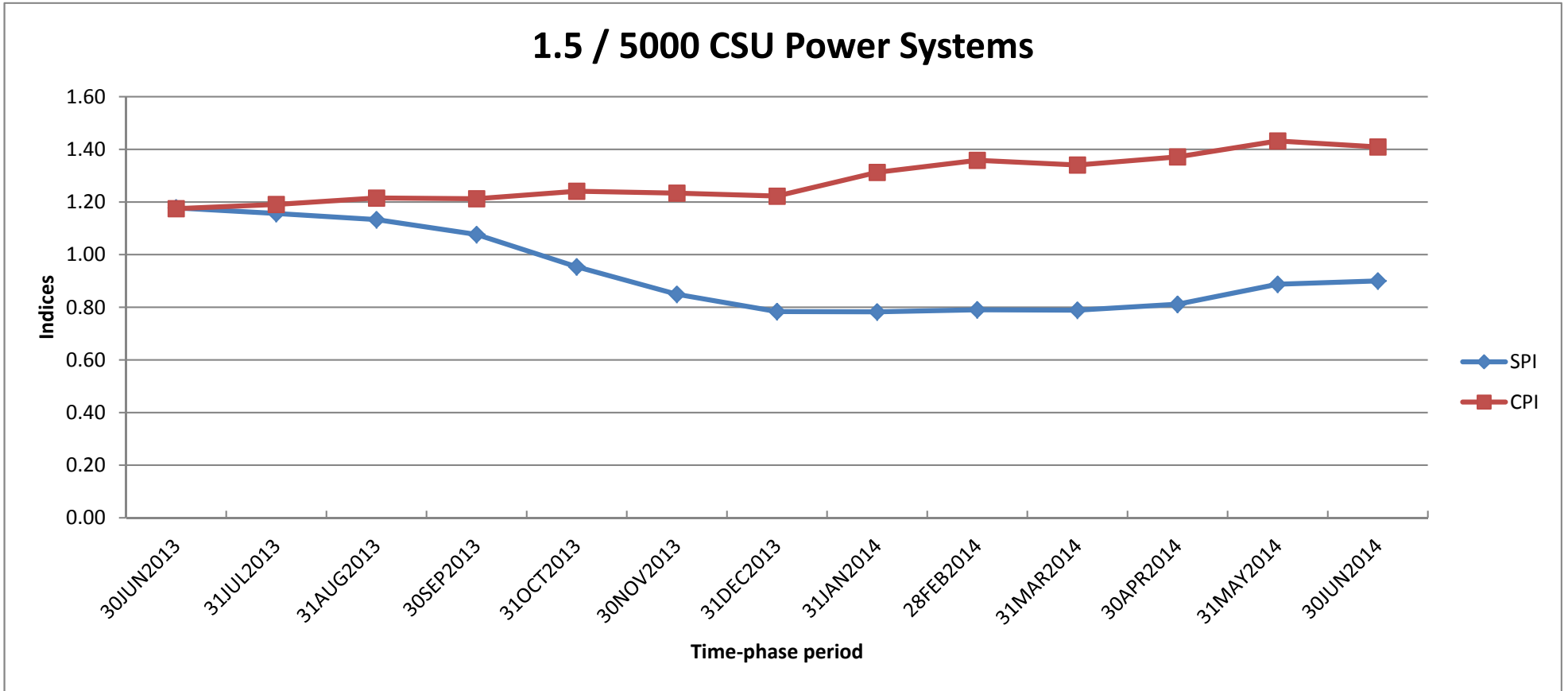
**1.4 / 4501 Bay A and L RWM Coil**



	30JUN2013	31JUL2013	31AUG2013	30SEP2013	31OCT2013	30NOV2013	31DEC2013	31JAN2014	28FEB2014	31MAR2014	30APR2014	31MAY2014	30JUN2014
SPI	-	-	-	-	-	-	0.94	1.28	0.84	0.61	0.67	0.71	0.92
CPI	-	-	-	-	-	-	-	4.27	2.89	2.84	1.92	1.32	1.37

**Control Account**

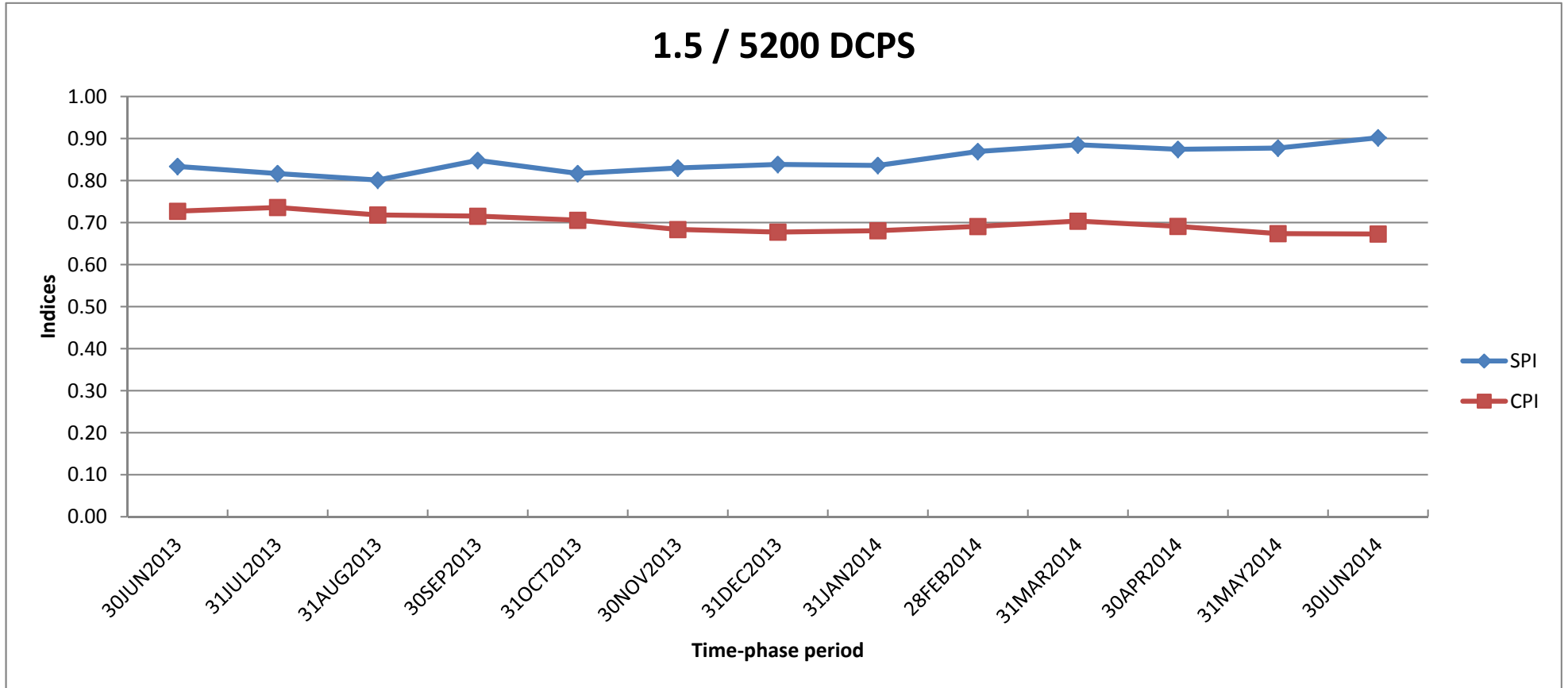
**1.5 / 5000 CSU Power Systems**



	30JUN2013	31JUL2013	31AUG2013	30SEP2013	31OCT2013	30NOV2013	31DEC2013	31JAN2014	28FEB2014	31MAR2014	30APR2014	31MAY2014	30JUN2014
SPI	1.18	1.16	1.13	1.08	0.95	0.85	0.78	0.78	0.79	0.79	0.81	0.89	0.90
CPI	1.17	1.19	1.22	1.21	1.24	1.23	1.22	1.31	1.36	1.34	1.37	1.43	1.41



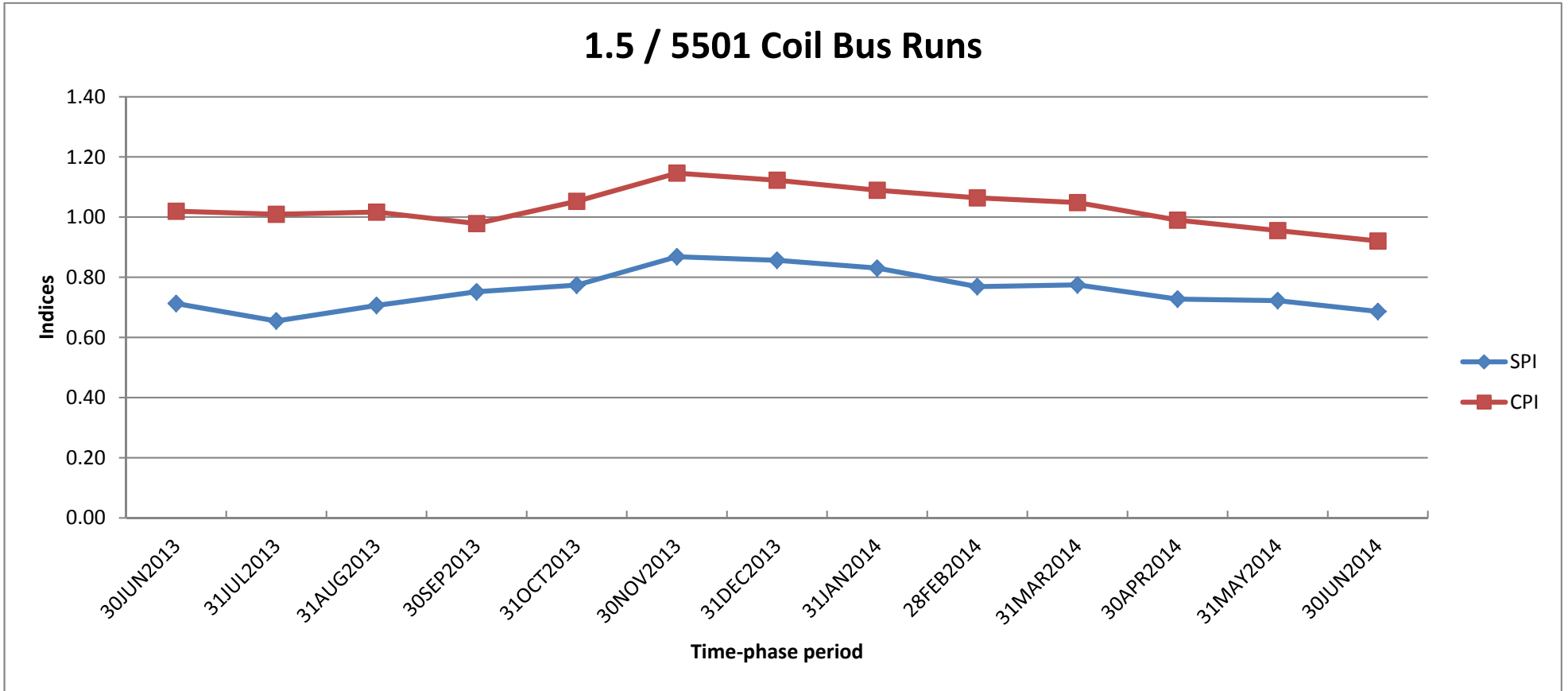
**Control Account**



	30JUN2013	31JUL2013	31AUG2013	30SEP2013	31OCT2013	30NOV2013	31DEC2013	31JAN2014	28FEB2014	31MAR2014	30APR2014	31MAY2014	30JUN2014
SPI	0.83	0.82	0.80	0.85	0.82	0.83	0.84	0.84	0.87	0.89	0.87	0.88	0.90
CPI	0.73	0.74	0.72	0.72	0.71	0.68	0.68	0.68	0.69	0.70	0.69	0.67	0.67

**Control Account**

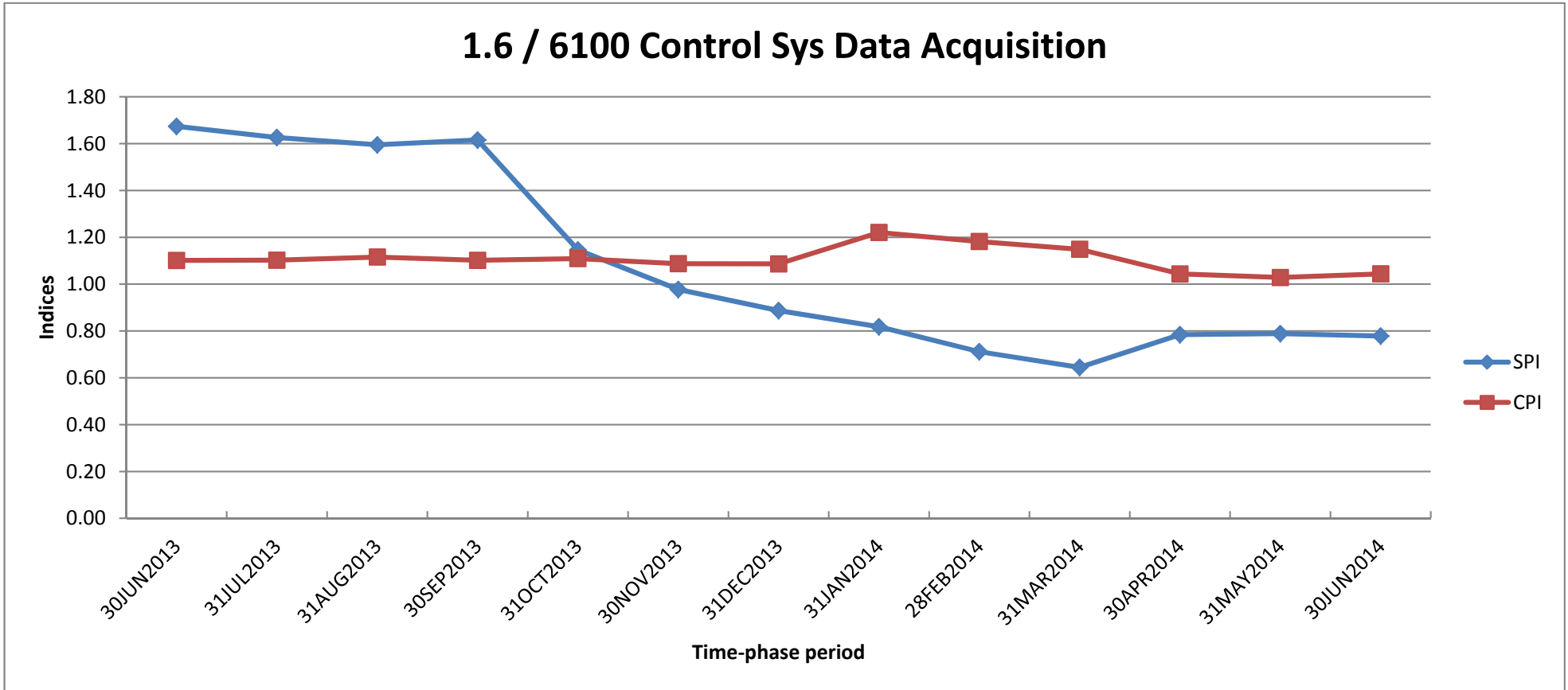
**1.5 / 5501 Coil Bus Runs**



	30JUN2013	31JUL2013	31AUG2013	30SEP2013	31OCT2013	30NOV2013	31DEC2013	31JAN2014	28FEB2014	31MAR2014	30APR2014	31MAY2014	30JUN2014
SPI	0.71	0.65	0.71	0.75	0.77	0.87	0.86	0.83	0.77	0.77	0.73	0.72	0.69
CPI	1.02	1.01	1.02	0.98	1.05	1.15	1.12	1.09	1.06	1.05	0.99	0.96	0.92

**Control Account**

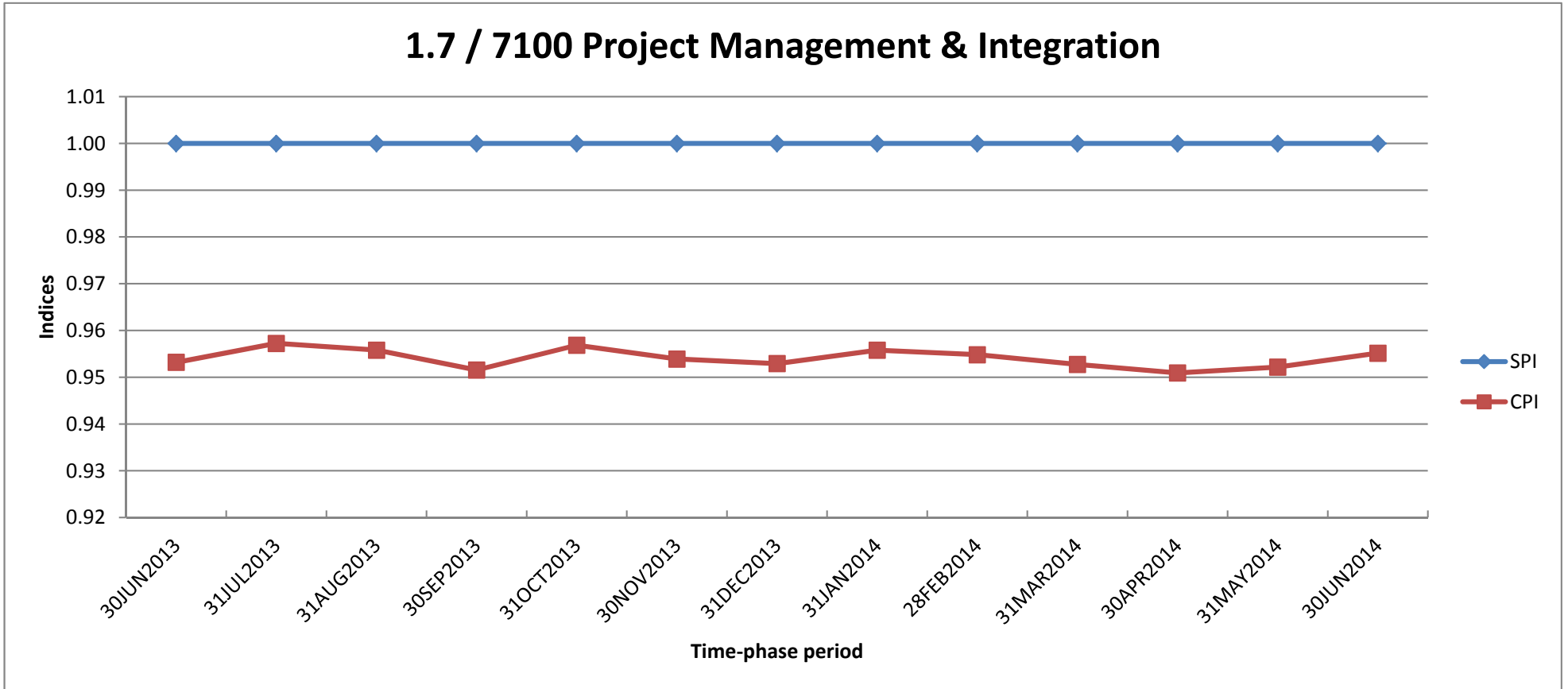
**1.6 / 6100 Control Sys Data Acquisition**



	30JUN2013	31JUL2013	31AUG2013	30SEP2013	31OCT2013	30NOV2013	31DEC2013	31JAN2014	28FEB2014	31MAR2014	30APR2014	31MAY2014	30JUN2014
SPI	1.67	1.63	1.60	1.62	1.15	0.98	0.89	0.82	0.71	0.64	0.78	0.79	0.78
CPI	1.10	1.10	1.12	1.10	1.11	1.09	1.09	1.22	1.18	1.15	1.04	1.03	1.04

**Control Account**

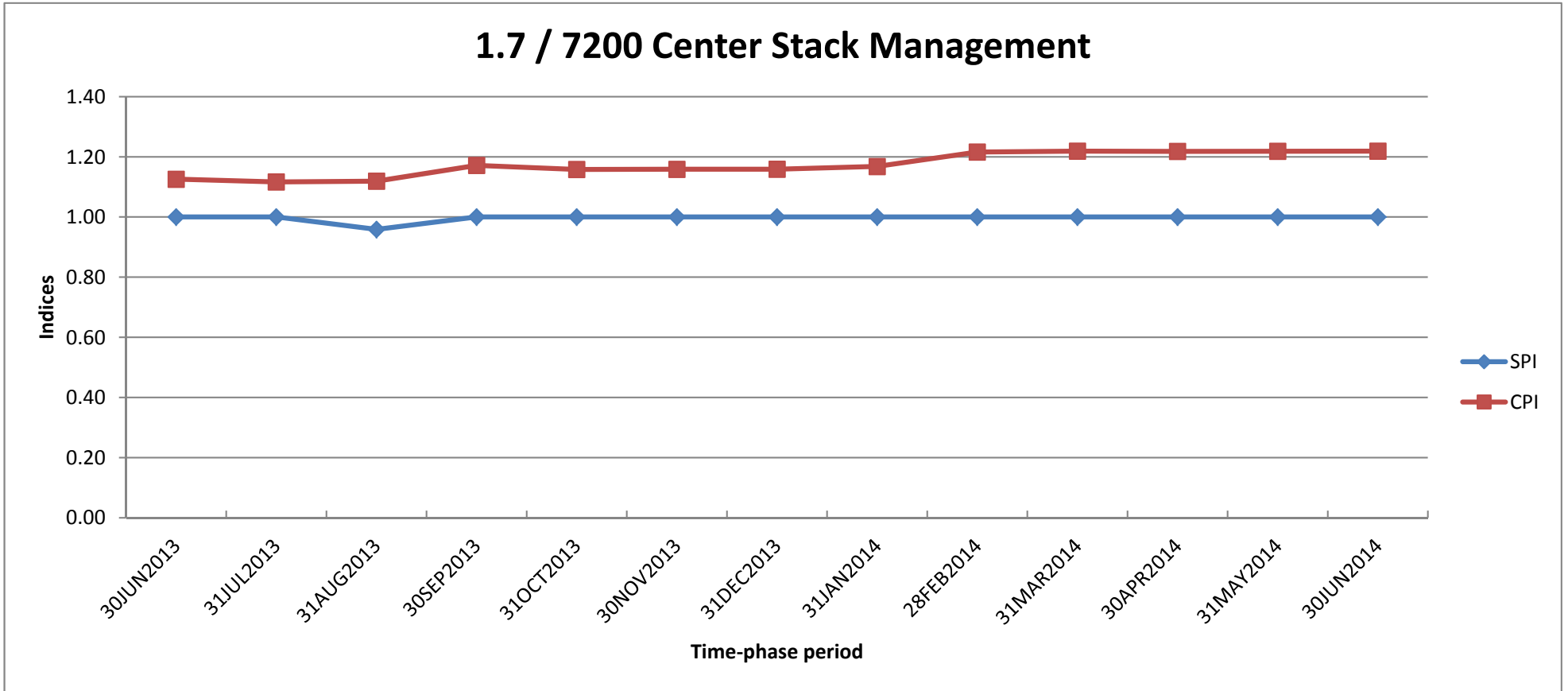
**1.7 / 7100 Project Management & Integration**



	30JUN2013	31JUL2013	31AUG2013	30SEP2013	31OCT2013	30NOV2013	31DEC2013	31JAN2014	28FEB2014	31MAR2014	30APR2014	31MAY2014	30JUN2014
SPI	1.00	1.00	1.00	1.00	1.00	1.00	1.00	1.00	1.00	1.00	1.00	1.00	1.00
CPI	0.95	0.96	0.96	0.95	0.96	0.95	0.95	0.96	0.95	0.95	0.95	0.95	0.96

**Control Account**

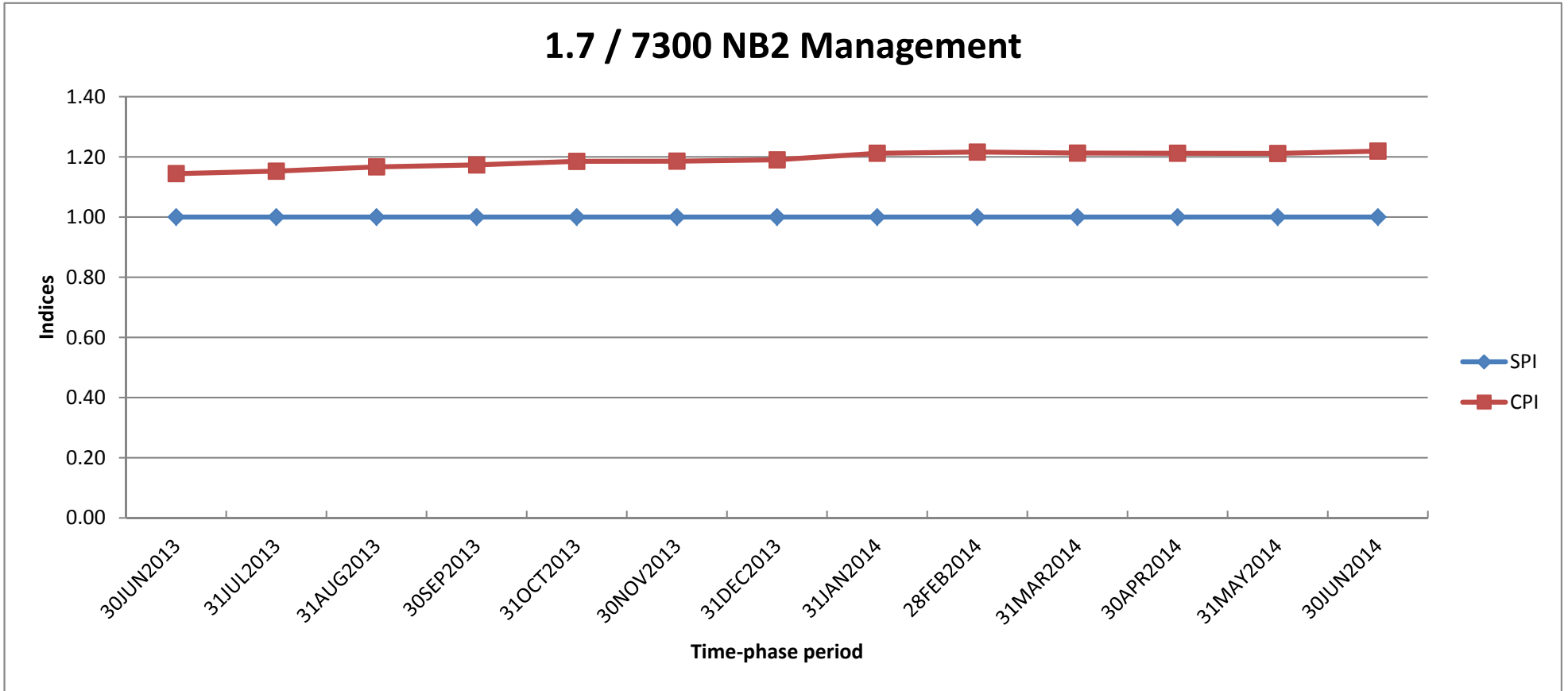
**1.7 / 7200 Center Stack Management**



	30JUN2013	31JUL2013	31AUG2013	30SEP2013	31OCT2013	30NOV2013	31DEC2013	31JAN2014	28FEB2014	31MAR2014	30APR2014	31MAY2014	30JUN2014
SPI	1.00	1.00	0.96	1.00	1.00	1.00	1.00	1.00	1.00	1.00	1.00	1.00	1.00
CPI	1.13	1.12	1.12	1.17	1.16	1.16	1.16	1.17	1.22	1.22	1.22	1.22	1.22

**Control Account**

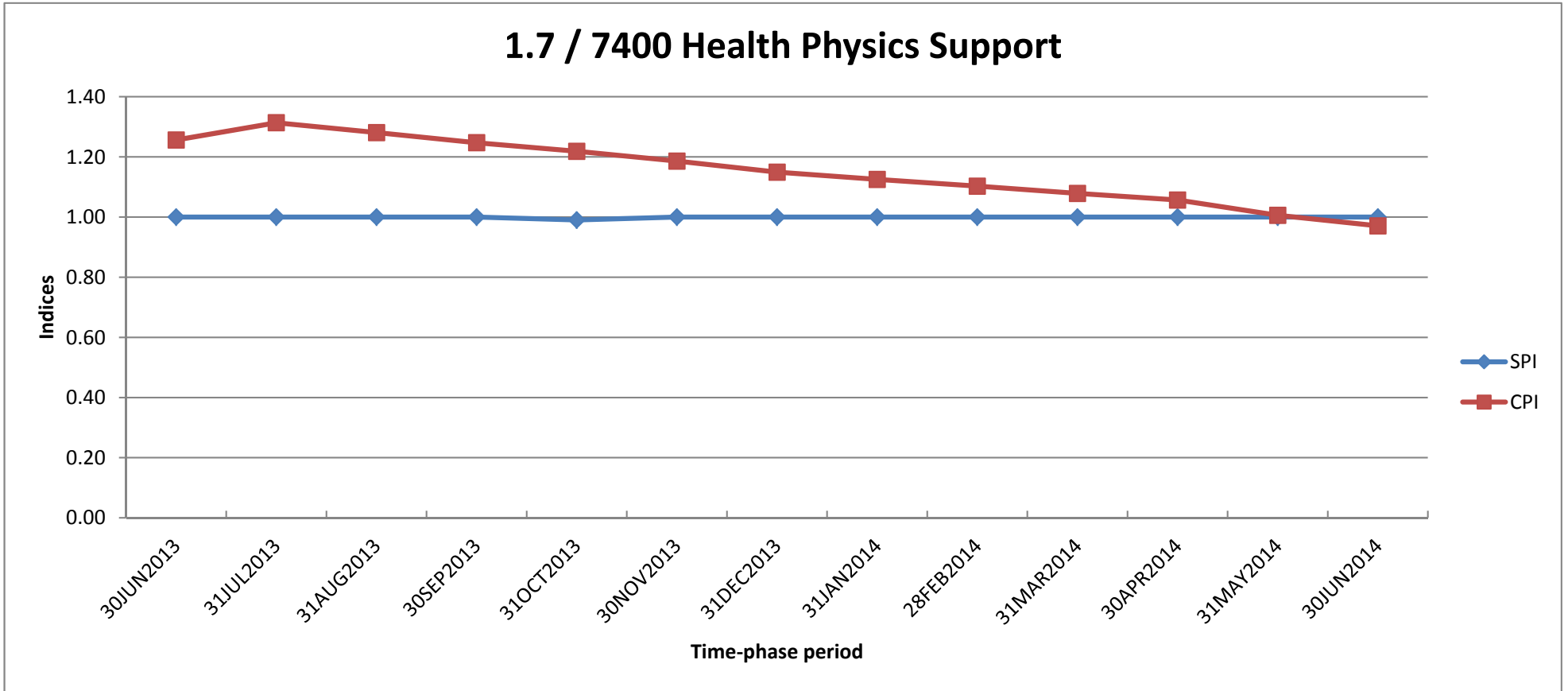
**1.7 / 7300 NB2 Management**



	30JUN2013	31JUL2013	31AUG2013	30SEP2013	31OCT2013	30NOV2013	31DEC2013	31JAN2014	28FEB2014	31MAR2014	30APR2014	31MAY2014	30JUN2014
SPI	1.00	1.00	1.00	1.00	1.00	1.00	1.00	1.00	1.00	1.00	1.00	1.00	1.00
CPI	1.14	1.15	1.17	1.17	1.19	1.19	1.19	1.21	1.22	1.21	1.21	1.21	1.22

**Control Account**

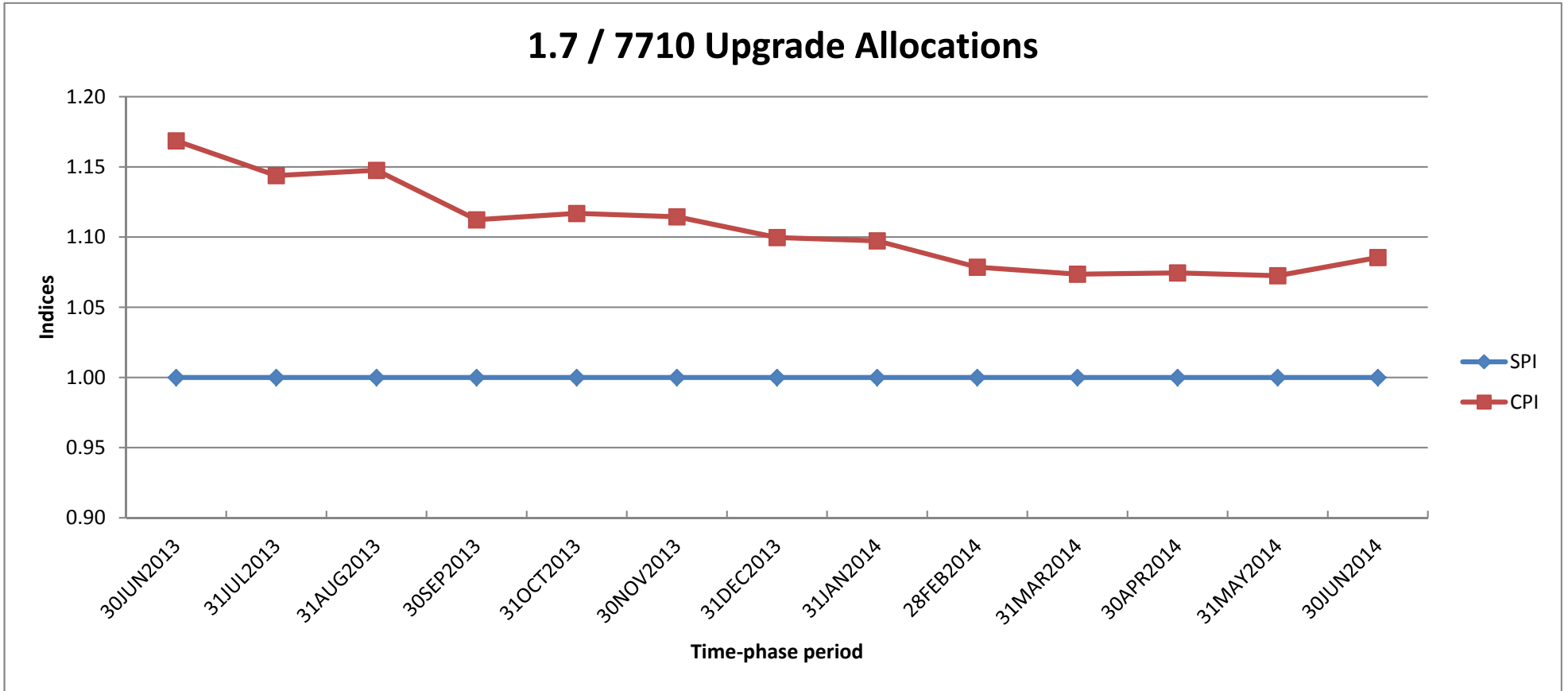
**1.7 / 7400 Health Physics Support**



	30JUN2013	31JUL2013	31AUG2013	30SEP2013	31OCT2013	30NOV2013	31DEC2013	31JAN2014	28FEB2014	31MAR2014	30APR2014	31MAY2014	30JUN2014
SPI	1.00	1.00	1.00	1.00	0.99	1.00	1.00	1.00	1.00	1.00	1.00	1.00	1.00
CPI	1.26	1.31	1.28	1.25	1.22	1.19	1.15	1.13	1.10	1.08	1.06	1.01	0.97

**Control Account**

**1.7 / 7710 Upgrade Allocations**

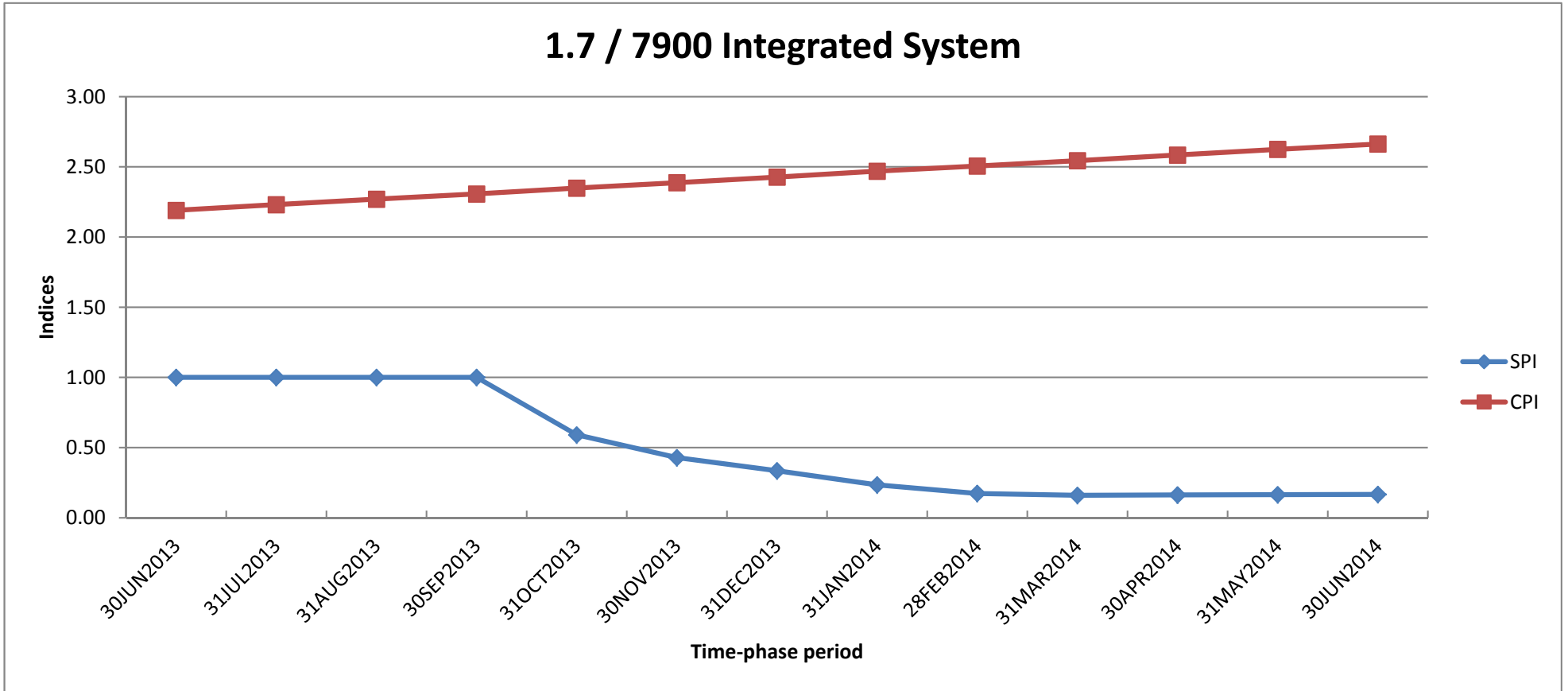


	30JUN2013	31JUL2013	31AUG2013	30SEP2013	31OCT2013	30NOV2013	31DEC2013	31JAN2014	28FEB2014	31MAR2014	30APR2014	31MAY2014	30JUN2014
SPI	1.00	1.00	1.00	1.00	1.00	1.00	1.00	1.00	1.00	1.00	1.00	1.00	1.00
CPI	1.17	1.14	1.15	1.11	1.12	1.11	1.10	1.10	1.08	1.07	1.07	1.07	1.09



**Control Account**

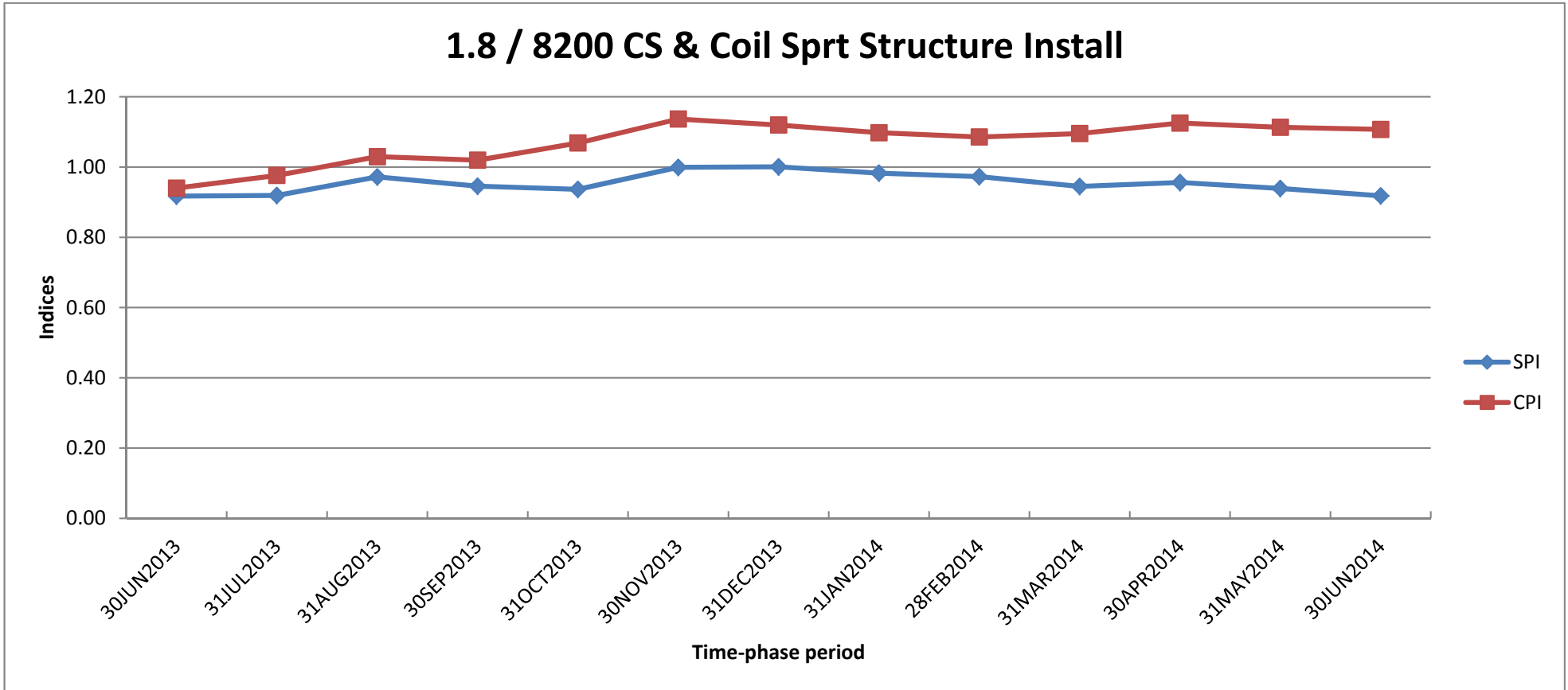
**1.7 / 7900 Integrated System**



	30JUN2013	31JUL2013	31AUG2013	30SEP2013	31OCT2013	30NOV2013	31DEC2013	31JAN2014	28FEB2014	31MAR2014	30APR2014	31MAY2014	30JUN2014
SPI	1.00	1.00	1.00	1.00	0.59	0.43	0.34	0.23	0.17	0.16	0.16	0.16	0.17
CPI	2.19	2.23	2.27	2.31	2.35	2.39	2.43	2.47	2.51	2.54	2.58	2.62	2.66

**Control Account**

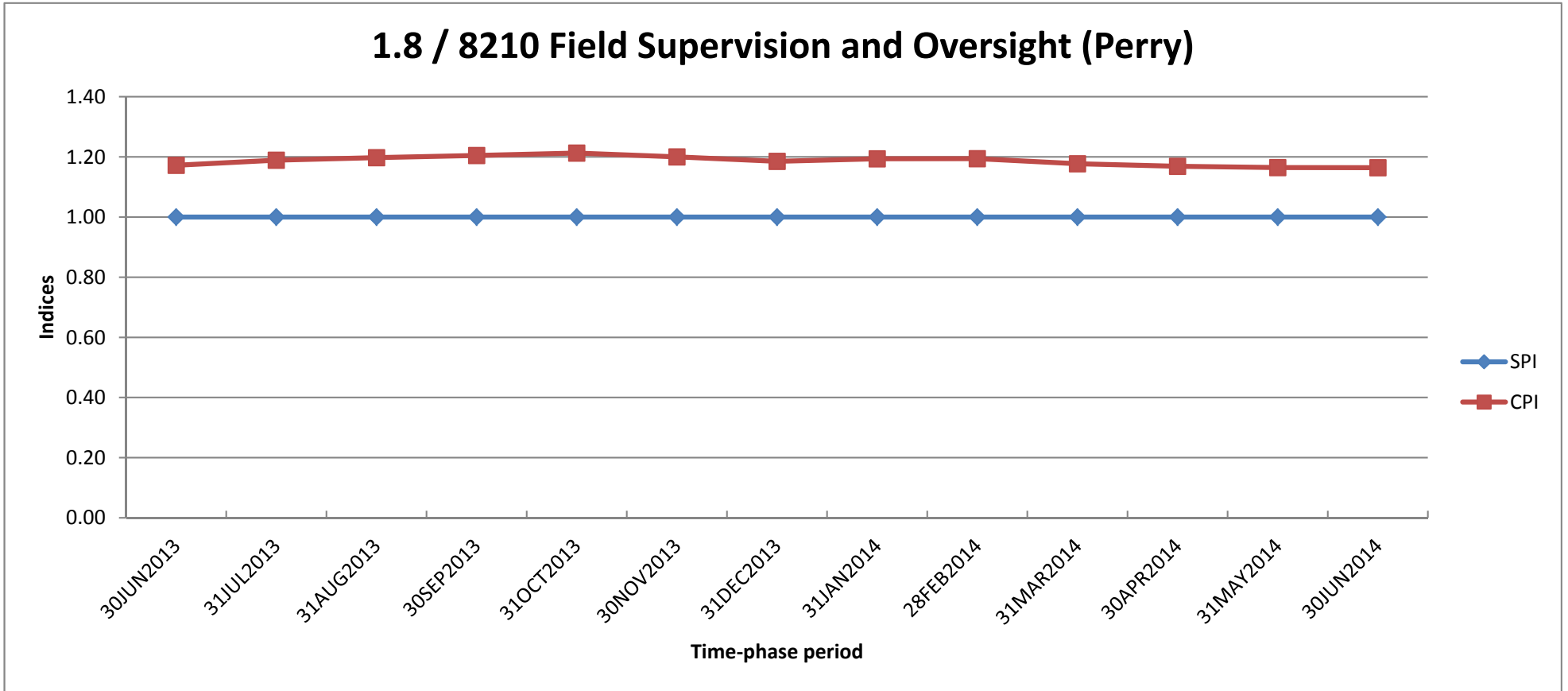
**1.8 / 8200 CS & Coil Sprt Structure Install**



	30JUN2013	31JUL2013	31AUG2013	30SEP2013	31OCT2013	30NOV2013	31DEC2013	31JAN2014	28FEB2014	31MAR2014	30APR2014	31MAY2014	30JUN2014
SPI	0.92	0.92	0.97	0.95	0.94	1.00	1.00	0.98	0.97	0.94	0.96	0.94	0.92
CPI	0.94	0.98	1.03	1.02	1.07	1.14	1.12	1.10	1.09	1.10	1.13	1.11	1.11

**Control Account**

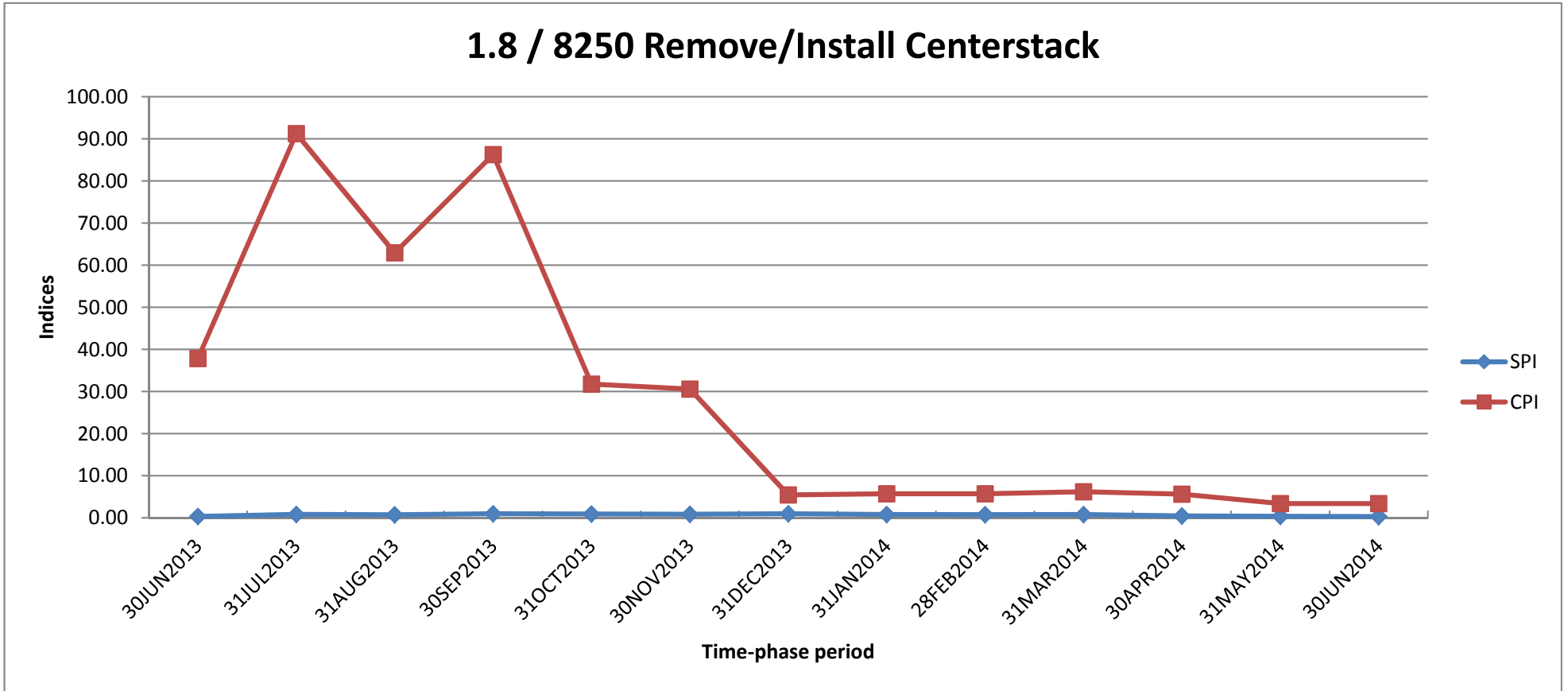
**1.8 / 8210 Field Supervision and Oversight (Perry)**



	30JUN2013	31JUL2013	31AUG2013	30SEP2013	31OCT2013	30NOV2013	31DEC2013	31JAN2014	28FEB2014	31MAR2014	30APR2014	31MAY2014	30JUN2014
SPI	1.00	1.00	1.00	1.00	1.00	1.00	1.00	1.00	1.00	1.00	1.00	1.00	1.00
CPI	1.17	1.19	1.20	1.20	1.21	1.20	1.19	1.19	1.19	1.18	1.17	1.16	1.16

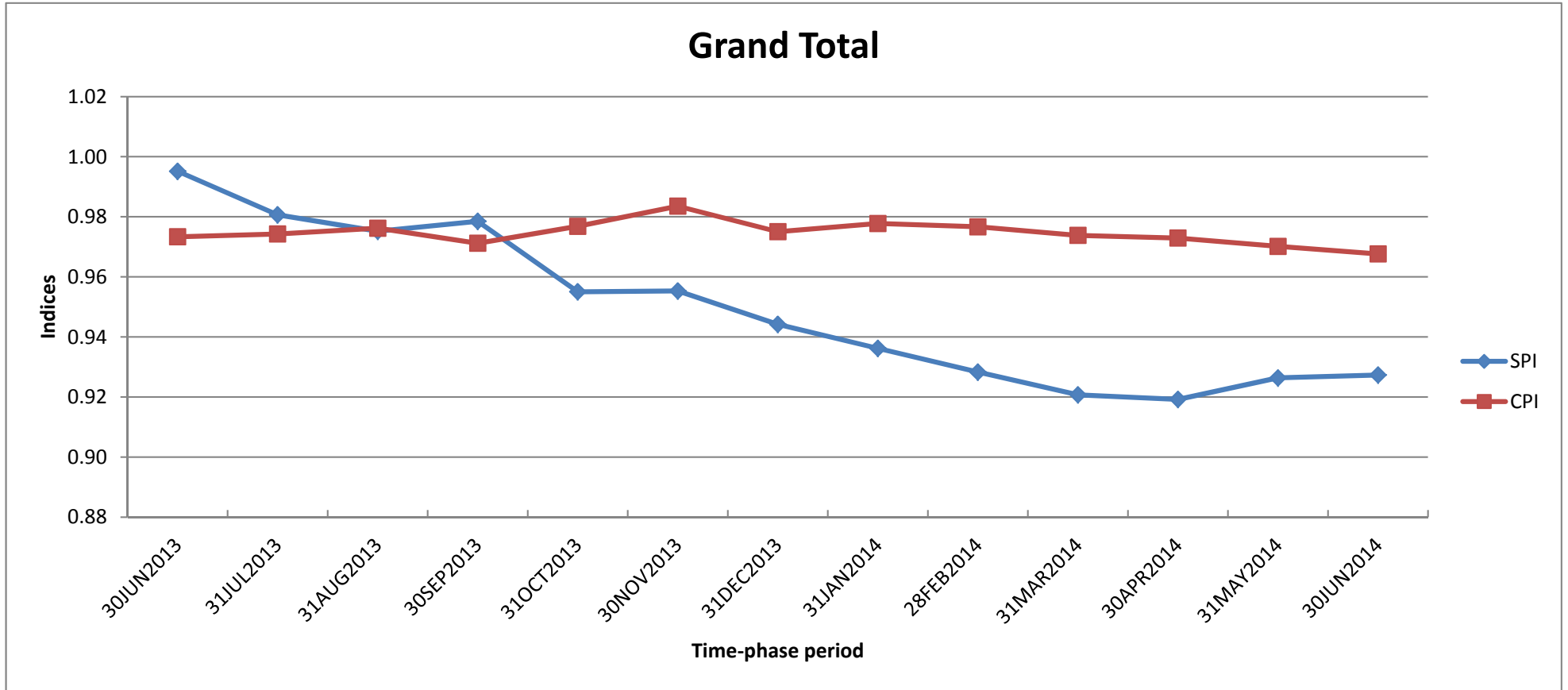
**Control Account**

**1.8 / 8250 Remove/Install Centerstack**



	30JUN2013	31JUL2013	31AUG2013	30SEP2013	31OCT2013	30NOV2013	31DEC2013	31JAN2014	28FEB2014	31MAR2014	30APR2014	31MAY2014	30JUN2014
SPI	0.33	0.81	0.71	0.97	0.90	0.84	0.96	0.78	0.74	0.77	0.44	0.35	0.30
CPI	37.84	91.24	62.91	86.25	31.76	30.57	5.45	5.72	5.72	6.19	5.61	3.38	3.38

**Control Account**



	30JUN2013	31JUL2013	31AUG2013	30SEP2013	31OCT2013	30NOV2013	31DEC2013	31JAN2014	28FEB2014	31MAR2014	30APR2014	31MAY2014	30JUN2014
SPI	1.00	0.98	0.98	0.98	0.96	0.96	0.94	0.94	0.93	0.92	0.92	0.93	0.93
CPI	0.97	0.97	0.98	0.97	0.98	0.98	0.98	0.98	0.98	0.97	0.97	0.97	0.97